

WARNING

Many rides at Kings Island are dynamic and thrilling. There are inherent risks in riding any amusement ride. For your protection, each ride is rated for its special features, such as high speeds, steep drops, sharp turns, or other dynamic forces. If you choose to ride, you accept all of these risks. Restrictions for guests of extreme size (height or weight) are posted at certain rides. Guests with a disability should refer to our Ride Admission Policy available at Guest Services. Participate responsibly. You should be in good health to ride safely. You know your physical conditions and limitations, Kings Island does not. If you suspect your health could be at risk for any reason, or you could aggravate a preexisting condition of any kind, DO NOT RIDE!

All passenger restraint systems, including lap bars, shoulder harnesses and seatbelts, must be positioned, fastened and tightened properly to allow guests to ride.

Information in this guide is subject to change.



6300 Kings Island Dr.
Kings Island, OH 45034
513-754-5700

www.visitkingsisland.com

Kings Island

2017 Guest Assistance Guide

Welcome to Kings Island!

We are glad you're here. At Kings Island we are proud to have earned one of the best safety records in the industry. We are committed to providing our guests with a safe environment and want our guests to have a safe and enjoyable day. We are continually striving to improve our facilities. If you have a suggestion for an improvement or have questions not answered in this brochure, please stop at Guest Services.

Many amusement park rides incorporate safety systems designed by the manufacturer to accommodate people of average physical stature and body proportion. These safety systems may place restrictions on the ability of an individual to safely experience the ride. Extremely large or small individuals, guests who have a history of heart, back or neck trouble, pregnant women, people who have had recent surgery, people with casts, braces, restrictive devices or disabilities may not be safely accommodated by these systems. For example, height requirements are based on the size needed for safety restraints to function properly and the level of maturity usually associated with a certain height.

Kings Island's Ride Admission Policy has been developed in consultation with industry experts, based on the recommendations of the manufacturer, our past experience and our evaluation of each ride using our knowledge of the ride in both normal and emergency operating conditions. Our prime consideration is the ability of each person to endure the dynamics of a ride without risk of injury to that person or other riders.

Any guest who feels he or she may be affected by this policy is encouraged to visit the Help Center or Guest Services to obtain a list of the rides he or she can safely ride. Your Rider Access Form will provide information for our ride operators to help accommodate you.

Ride Rating System

A Ride Rating Program has been designed which provides a scale for rating the thrill factor of each ride. The intent is to provide a scale to guide park guests in determining which attractions to ride based on their own experience level, physical condition, and abilities.

Each ride/attraction is placed into one of five categories:

CATEGORY	DESCRIPTION
Low Thrill Rides	1 Rides that are generally calm and gentle in nature.
Mild Thrill Rides	2 Rides that generally have low speeds with gentle motion and braking. Rides have smooth transitions with some changes in elevation and speed.
Moderate Thrill Rides	3 Rides that generally have low to medium speeds and/or heights with moderate motion and braking. Riders may encounter unexpected changes in direction and/or speed during portions of the ride.
High Thrill Rides	4 Rides that generally have medium to high speeds and/or heights with moderate to rapid braking. Riders may encounter unexpected changes in speed, direction and/or elevation.
Aggressive Thrill Rides	5 Rides that generally have one or more of the following: high speeds and/or heights, aggressive and unexpected forces, and rapid directional or elevation change. Riders will encounter many unexpected rapid changes in speed, direction and/or elevation.

KEY TO SYMBOLS

The following symbols and ride ratings are used to define our rides on the following pages.

Ambulatory	Must be accompanied by supervising companion, of proper height to ride	Cannot be any taller than this to ride/participate
Accommodates Wheelchair	Must be accompanied by a child to ride/participate	Maximum Height of Ride
Transferable	Must be at least this height to ride.	Maximum Water Depth
Maximum Speed of Ride	Life jacket is required	
Prohibited for guests with back trouble	Prohibited for guests who have had recent surgery	Prohibited for guests with neck trouble
Prohibited for pregnant women	Prohibited for guests with heart trouble or high blood pressure	

Please Ride Safely

Under the Ohio Revised Code Section 1711.551 riders must obey all warnings and directions regarding amusement park rides and behave in a manner that will not cause or contribute to injury to themselves or others. Failure to comply is a misdemeanor.

This includes people who are behaving in an unruly fashion or giving the indication of being under the influence of alcohol or chemical intoxicants.

While all amusement attractions have associated risks, certain individuals are at increased risk for injury from these attractions. Carefully evaluate each attraction to determine if you or members of your party can safely participate. We reserve the right to deny access to a ride to anyone we feel may not be able to safely experience the ride or may be a hazard to other riders.

A Rider Safety Guide sign is posted at every ride entrance and alternate access entrance. These signs provide height requirements, health restrictions, ride ratings, ride accessibility, and special instructions regarding the ride. Please review these signs prior to accessing the ride and ensure to follow all instructions provided.

In general, all riders should be in good health and free from any conditions, known or unknown, that might be aggravated by riding. If you have any doubt about your ability to safely experience a ride, we urge you to consult with our staff at Kings Island. Remember, if you suspect your health could be at risk for any reason, or you could aggravate a pre-existing condition of any kind, DO NOT RIDE.

Generally, guests must have the ability to brace themselves upright in the seat and support their head and neck during the ride movements. Riders using wheelchairs will have to transfer from their wheelchair to the ride unit by themselves or assisted by a member of their party in order to be able to ride. You should plan your visit with someone who can physically help you when necessary.

As a rider, you are responsible for your own safety. Please read this guide and all instructional signage before riding. Listen to and follow all operator instructions. Any person who intentionally removes a safety restraint, violates a park policy, or appears to be

under the influence of alcohol or chemical intoxicants will be removed from the park without refund. FOR YOUR SAFETY, DO NOT ENTER UNAUTHORIZED AREAS TO RETREIVE LOST ARTICLES. You may be seriously injured if you enter an unauthorized area.

Before riding, note all safety warnings for each ride. In general:

- Face forward and remain seated in an upright position with your back and shoulders against the seat back and hold on until the ride comes to a complete stop.
- Due to the nature of our rides, backpacks, purses, electronics, stuffed animals and other loose items are not permitted on most rides. Glasses must be secured. Smaller items may be secured in cargo pockets, waist packs (as long as they do not interfere with the restraint system), left in a locker, or with a non-rider. Kings Island is not responsible for lost or stolen items. You are responsible for your personal property
- All passenger restraint systems, including lap bars, shoulder harnesses and seatbelts, must be positioned, fastened and tightened at all times.
- No picture taking, cell phone or electronic usage while riding.
- Keep all parts of your body inside ride unit at all times.
- Finish food and drink before boarding.
- Smoking, including e-cigarettes, is only permitted in designated smoking areas.
- Shirt, shoes, and shorts/pants are required on most amusement park rides.

Alternate Access Entrances & Attraction Boarding Passes

Kings Island's Ride Admission Policy and Alternate Access Entrances are designed to help you safely experience our facilities and provide equal access to all guests.

The safety of guests and associates is our #1 priority at Kings Island. Safety is a shared partnership between the park and our guests. Not everyone can safely enjoy every ride. Guests are asked to review

and carefully consider the ride restrictions using good judgment. However, we reserve the right to make the final decision regarding the eligibility of a rider based on a person's size, weight, willingness to ride, or other limitations. Please refer to your individual Rider Access Form for rides that will safely accommodate you.

If you require the use of an Alternate Access Entrance, please visit Guest Services to obtain a Rider Access Form, Boarding Pass, and Guest Assistance Guide. The Guest Assistance Guide explains the ride entry guidelines and procedures while providing specific information related to each attraction. Alternate Access Entrances are intended to accommodate guests with mobility restrictions or Autism Spectrum Disorder (ASD) and not to bypass others waiting in line. This service is available for a guest with restricted mobility or ASD and up to three companions.

To provide equal access for all guests, we have developed a Boarding Pass Program which allows guests with mobility restrictions or Autism Spectrum Disorder (ASD) to access rides at specified times via the Alternate Access Entrance (usually a ride's exit) in order to avoid crowds and waiting in the regular queue. Guests who are in possession of a Boarding Pass will obtain a boarding or "ride" time on the Boarding Pass that is equal to the anticipated wait time for a particular ride from the ride associate at the Alternate Access Entrance (usually a ride's exit). Guests can then choose to rest comfortably away from the queue area, visit a shop, see a show or play a game until their boarding time.

Information on where guests access the ride is posted on each Ride's Rider Safety Sign. All guests, regardless of point of access, are required to meet all riding requirements for the ride, including height and medical restrictions in order to ride/participate.

Here's How It Works

- The guest with a mobility impairment or ASD should visit Guest Services or First Aid upon his/her arrival at the park to express his/her inability to wait in the regular line. Some questions are asked to ensure that the rider has the required physical criteria in order to

safely experience rides, and a Boarding Pass is issued for the guest in question and up to 3 riding companions.

- In addition to a Boarding Pass, the guest with a mobility impairment or ASD will receive a "Rider Access Form" that lists the rides that the guest with a disability can safely enjoy.
- The rider (or a member of their party) obtains a boarding time from the ride associate at the Alternate Access Entrance, equivalent to the length of the ride line. The rider can then wait comfortably away from the queue area.
- The guest listed on the Boarding Pass must be present as a rider when a Boarding Pass is being utilized.
- Guests may not accumulate more than one boarding time at a time.
- Due to the nature of the attractions in Soak City Alternate Access and Boarding Passes are not available. Boarding Passes, however, are required for Halloween Haunt Mazes if the Maze has a line.

Access Symbols

Symbols indicate boarding procedures for each ride and are defined below:



This symbol is used to identify rides where the guest may remain in wheelchair. These rides include: Eiffel Tower and Kings Island and Miami Valley Railroad.



This symbol identifies rides that can accommodate guests who are able to transfer from the wheelchair to the ride unit by themselves or assisted by a member of their party.



This symbol identifies rides where guests must be able to walk independently or be assisted by a member of their party. A wheelchair may be left in a designated position on or near the ride platform.

Additional Information & Services

Our goal is to make Kings Island as enjoyable and barrier free as practical. Listed below are some of the services we offer. Please feel free to suggest areas in which we might improve in the future.



Assisted Listening Devices

Assistive listening systems utilize a lightweight wireless device that receives a signal from transmitters at certain locations in order to amplify sound. These are recommended for guests with mild to moderate hearing loss. This system is located in the following Live Entertainment venues: Kings Island Theater, International Showplace, Festhaus, and the PEANUTS™ Playhouse. Please ask one of our house ushers to assist in obtaining a device.



Braille and Large Print Guides

Braille and large print guides of the Park Map and Guest Assistance Guide are available at Guest Services. There are a limited number of guides available for daily use on a first-come, first-served basis. Guides must be returned to Guest Services when leaving the park.



First Aid

Our two First Aid Stations are staffed from 10 a.m. to closing. Refrigeration for medication, with the exception of bee sting anaphylaxis kits, is available at First Aid, and medical equipment can be stored. One First Aid Station is located in Planet Snoopy™, adjacent to Charlie Brown's™ Wind Up. A second is located in Soak City, near the Train Station.



Parking for Guests with Disabilities

Parking for guests with disabilities is provided in the parking lot near the front gate. Proper vehicle identification must be displayed. Security officers on duty are authorized to ticket and/or tow vehicles that do not display proper identification.



Interpretive Services

American Sign Language Interpreting If requested at least one week in advance, Kings Island will provide American Sign Language Interpretation at the following venues: Kings Island Theater,

PEANUTS™ Playhouse, Festhaus, International Bandstand, and the International Showplace. To arrange for sign language interpreting services, please call 513 754-5700. Live Show scripts or Score sheets are available at each show venue (with the exception of Kings Island Theater) upon request and must be returned at the end of the show.



Restrooms

Private, family restrooms are located at all restroom locations throughout the park, including First Aid. Wheelchair accessible stalls are located at all restrooms.



Special Dietary Needs

Although outside food and beverages are not allowed in the park, individuals who have special diets or need items due to a medical condition may bring small coolers to accommodate such needs. Coolers may only be brought into the park by visiting Guest Services upon arrival.



Service Animals

Service animals are welcome at Kings Island. Service animals must be physically controlled on a leash or harness at all times. Due the nature of most rides, service animals must remain with a non-riding member of the guest's party. Kings Island associates are not permitted to take control of service animals. Guests whose service animal demonstrate aggressive actions toward our guests or employees will be directed to remove the animal from the park. Limit one service animal per guest. Service animals are accommodated on Boo Blasters on Boo Hill, Eiffel Tower, Kings Island and Miami Valley Railroad, Carousel, and Character Carousel. Please refer to each ride admission policy for further information regarding service animals.

Service animals are not permitted in any Soak City attractions.

Guests may take advantage of our Parent Swap policy for staying with the service animal. Visit Guest Services for more information about the Parent Swap Policy.



TTY Devices

A TTY is available at Guest Services for guests with hearing disabilities needing to use a telephone.



Wheelchair, Scooter, Stroller & ECV Rental

A limited supply of wheelchairs, electric convenience vehicles (ECV), and strollers are available for rental at the Rental Center on the left, just inside the front gate. However, since wheelchairs, ECV's, and strollers are rented on a first-come, first-served basis and cannot be reserved in advance, we urge guests to bring their own. Quantities are limited. For those guests who choose to use a battery-powered vehicle or wheelchair, we require a safe speed be maintained while traveling in the park.

Wheelchairs, ECV's, and strollers may not be taken out of the Park gates or to the parking lot. However, a park associate will be happy to provide any assistance you may need at that time. For any guest using a personal Segway, please stop by Guest Services. Wheelchair escorts are necessary to have rented wheelchairs taken outside the park gates to the guests' car. Ask for an escort at Guest Services.

Further Information

If you need further information or have a special need that is not addressed here, please contact Guest Services at the Front Gate, or call 513-754-5700.

Definitions

Every ride entrance lists height requirements and special instructions regarding the ride. Kings Island uses the following terms:

Supervising Companion: A supervising companion is someone who meets all the requirements to ride by themselves, is 14 years of age or older, is able to assist the person they are accompanying, and demonstrates appropriate observed behavior.

Accompanied By: Whenever a guest needs accompaniment, the accompanying person must meet all the ride requirements, as well as assist the guest. This includes helping the guests in the boarding and exiting of the ride, assisting the guest

in maintaining postural control while riding, and assisting the guest down stairs, catwalks, or ladders in case of an evacuation.

Hand-held Infant: A hand-held infant is a child who is unable to walk to the ride unit independently or maintain independent seated postural control. Hand-held infants are only permitted on: Boo Blasters on Boo Hill, Eiffel Tower, Grand Carousel (seated on a bench), KI & Miami Valley Railroad, and Character Carousel (seated on a bench).

Functioning Extremity: A functioning extremity is a limb over which a person has control. A prosthetic device is considered a functioning extremity. Diamondback, Drop Tower, and Flight of Fear have additional requirements regarding prosthetic devices.

Ability to hold on or brace: Ability to use one's arms to maintain a grasp on an assist bar and support one's body during normal and emergency procedures on a ride and to use one's legs to brace to maintain a seated position during the forces of the ride.

Evacuations

Evacuations may be required due to such causes as a mechanical problem, weather conditions, or power interruption. If an evacuation is required, guests may need to maneuver across catwalks, from the highest point of the ride, and down steeply inclined catwalks or steps. Ride units may also stop at the top of lifts or on the ride course due to mechanical reasons. Certain evacuations may require guests to use additional safety equipment during the process. Remain seated until given instructions.

In Soak City, guests may be asked to evacuate pools as quickly as possible using stairs or ladders.

If evacuation from a ride/attraction is required, for safety reasons, we may evacuate ambulatory guests prior to evacuating those guests using wheelchairs. If so, you accept any danger due to delayed evacuation or if we need to physically lift or lower you. If you use your wheelchair on a ride, you are responsible for it being able to withstand the movement of the ride.

Guests of Larger Size

All passenger restraint systems, including lap bars, shoulder harnesses and seatbelts, must be positioned and fastened properly to allow guests to ride.

Due to rider restraint system requirements, guests of larger size may not be accommodated on some of our rides. This may apply, but not be limited to, guests who exceed 6'2" or those who exceed 225 pounds, have a 40" waistline or 52" chest. You may enter the ride via the exit to ensure the restraints function properly prior to waiting in line. Test seats are located at the queue entrance of Delirium, Diamondback and Banshee.

Guests Using Wheelchairs

On most rides where guests in wheelchairs can be accommodated, guests will need to leave their wheelchairs to be seated. In most cases, a wheelchair may be left in a designated position on or near the ride platform or walkway near the ride. Almost every ride is wheelchair accessible. Wheelchair lifts are available at Banshee and Mystic Timbers to transport a guest in a wheelchair and one companion to our 2nd story ride platforms. Please use the doorbell/phone at base of lift to request service. Please ask an associate at each location for assistance. Wheelchairs and ECV's cannot be accommodated on most rides and attractions, with the exception of Eiffel Tower and Kings Island and Miami Valley Railroad. Please refer to the individual ride and attraction descriptions in the back of this brochure for more specific information.

If in doubt about your ability to safely experience a ride, we urge you to consult with our staff at Guest Services. Kings Island personnel are not trained in transferring guests from wheelchairs to ride units and are not permitted to do so. You should plan your visit with someone who can physically help you when necessary.

Guests may re-charge their wheelchair battery at Guest Services or the Rental Center located by the front gate.

Health Restrictions



Guests with a history of recent surgery, heart trouble/ high blood pressure, neck trouble, back trouble, or any other condition that may be aggravated by riding, or who are pregnant are prohibited from riding most rides. If you are in doubt about your ability to safely experience a ride or would like more rider information, please refer to the specific ride listed alphabetically in this guidebook.

Height Requirements

Supervise Children at all times.

Children may be "officially" measured at one of the Height Measurement Stations located at Guest Services, just inside the front gate and at the entrance of Planet Snoopy. The measured guest will be given a wristband to indicate height. Wristbands are not required to ride but are intended to make your wait in line shorter by streamlining the rider height measurement process.

For the safety of the child, a standard play shoe that does not contribute excessively to the child's height is required. For example, a child is not permitted to wear platform shoes to help meet the height requirement. Kings Island reserves the right to ask that shoes be removed to ensure that a child's height is not being artificially enhanced or manipulated.

Height Requirements are posted at the entrance to each attraction.

Height measurements for Soak City slides and attractions are taken in bare feet.

Loose Articles: Travel Light



When planning your day at Kings Island, it's best to travel light. Bring only items that can be safely secured in cargo pockets (fastened with velcro, a button or zipper) or waist pack (as long as they do not interfere with the restraint system) fastened with a zipper.

To ensure guests can hear safety instructions, headphones must be removed before boarding. Personal entertainment devices must be safely

secured in a cargo pocket, waist pack, left in a locker or with a non-rider. Please refrain from eating or drinking refreshments in our station areas. Most rides cannot accommodate loose articles including cell phones, pagers, hats, cameras, stuffed animals, purses, backpacks, umbrellas, beverage containers, personal entertainment devices, etc. Items must be safely secured in cargo pockets, a waist pack, in a bin on the ride platform, left in a locker, or with a non-rider. Ride Operators cannot be responsible for these items. On Banshee and Firehawk loose items that are not able to be stored in waist packs or cargo pockets are not permitted in line and must be stored in a locker or with a non-rider. For safety reasons, taking pictures, videotaping and filming on rides is prohibited.

Lost & Found Articles



Secure all loose articles such as glasses, cellular phones, pagers, loose change, cameras, keys, clothing, sunglasses, hats, wallets, etc., before you board a ride. All items found at Kings Island are turned in to our Lost and Found Department located at the Main Gate near the ticket windows. If you lose an item on a ride, we will search for the article as soon as possible. In order to keep the ride in operation an immediate search may not be possible. Please visit Lost and Found to complete paperwork to ensure the item is returned to you if it's found. For your safety, do not enter restricted areas. **FOR YOUR SAFETY, DO NOT ENTER UNAUTHORIZED AREAS TO RETRIEVE LOST ARTICLES.** You may be seriously injured if you enter a restricted area.

Magnetic Fields on Rides

Some attractions utilize magnetic systems during the ride. Guests with medical devices sensitive to magnetic fields (pacemakers, hearing aids, etc.) should consider these factors when deciding to ride.

Oxygen Tanks

Due to the dynamic nature of rides, oxygen tanks are not permitted on most attractions. Please consult with Guest Services to speak with a member of management to discuss available rides.

Oxygen tanks are permitted in all restaurants, shops and entertainment venues.

Photosensitivity/Strobe Lighting

Many attractions utilize special effects including strobe lighting and specialty ride lights that may impact guests with certain medical conditions.

Pregnancy

Pregnant women are prohibited from riding all rides with the exception of Kings Island & Miami Valley Railroad, Eiffel Tower, Carousel, Character Carousel and Boo Blasters on Boo Hill.

Proper Attire

Most rides in the amusement park require proper riding attire, including shirts and shoes. Shirts and shoes are required in queues and all park pathways at all times. For your safety, loose clothing (including scarves and other free-flowing clothing) must be significantly secured or removed to prevent any interference with the ride restraint system.

Loose fitting shoes may be removed before riding Invertigo, Drop Tower, Delirium, Banshee, Firehawk, Zephyr, and Flying Ace Aerial Chase.

Prosthetic Devices

Guests with any type of prosthesis should not ride unless they can ensure the device is properly secured and will remain in place during the ride. All riders must be able to maintain the proper riding position. Guests with prosthetic limbs should visit the Help Center or Guest Services prior to waiting in line or riding to ensure a safe riding experience. Guests with any type of leg prosthesis are not permitted to ride Flight of Fear, Delirium or Diamondback. Guests with any type of prosthesis are not permitted to ride Banshee.

The manufacturer of Drop Tower requires that guests with prosthetic devices provide Kings Island with documentation from the provider of the prosthetic devices to guarantee that the device has been designed to remain securely in place when exceeding a maximum speed of 120 miles per hour

with maximum G forces from -1.5 G's to 5 G's, with sufficient safety factor for a single point failure item.

Guests with prosthetics which do not have metal parts are generally permitted on all **Soak City** attractions. Please consult with a member of our Aquatics supervisory team prior to riding to ensure that you have a safe riding experience.

Casts and Braces

Guests with casts and braces will be restricted from riding rides where the cast or brace will not fit inside the ride unit or where it will present a hazard to the guest or others. Guests with full arm (elbow restricted) and full leg (knee restricted) casts or braces are restricted from most rides and water slides at Kings Island. Casts or hard braces are not permitted on Banshee, Diamondback, Drop Tower, and Mystic Timbers

Casts are not allowed on body slides in Soak City.

Fiberglass casts are permitted in Breakers Bay, Tidal Wave Bay and Splash River.

Transfer Devices and Body Harnesses

Transfer devices, when requested, can be used to assist a rider out of a wheelchair and into a ride unit. The following rides are equipped with a transfer device: Banshee, Beast, Racer, Mystic Timbers, The Bat, Vortex, and Woodstock™ Express.

Body Harnesses, when requested, allow certain riders with disabilities the ability to ride if they meet the ride criteria. The following rides are equipped with a body harness: Banshee and Diamondback.

Please see an associate at each ride or Guest Services for assistance.

Casts and Brace Chart

	Cervical Collar or Neck Brace	Broken Collar Bone	Forearm Cast	Full Arm Cast	Braced Arm Cast	Foot Lower Leg Cast	Full Leg Cast
RIDES							
Adventure Express			Y			Y	
Backlot Stunt Coaster			Y				
Banshee							
Beast			Y			Y	
Boo Blasters on Boo Hill	Y	Y	Y	Y	Y	Y	F
Congo Falls			Y			Y	
Delirium			Y			Y	
Diamondback							
Dodgem			Y	Y		Y	F
Drop Tower							
Eiffel Tower	Y	Y	Y	Y	Y	Y	Y
Firehawk			Y			Y	
Flight of Fear			Y				
Grand Carousel	Y	Y	Y	Y	Y	Y	B
Invertigo			Y			Y	
KI & Miami Valley Railroad	Y	Y	Y	Y	Y	Y	Y
Monster			Y	Y		Y	F
Mystic Timbers							
Racer			Y			Y	
Scrambler			Y	Y		Y	F
Shake, Rattle and Roll		Y	Y	Y		Y	F
Slingshot			Y			Y	
The Bat			Y			Y	
Viking Fury		Y	Y	Y		Y	F
Vortex			Y			Y	
White Water Canyon			Y			Y	F
WindSeeker			Y	F		Y	
Xtreme Skyflyer			Y			F	
Zephyr		Y	Y	Y		Y	

Symbol Key

- Y** - May ride with this condition.
- F** - Cast/Brace must fit appropriately inside ride unit.
- B** - Must ride on a stationary bench.
- O** - Not permitted to participate on elevated activity.
- Z** - Must stay in two feet or less of water.

	Cervical Collar or Neck Brace	Broken Collar Bone	Forearm Cast	Full Arm Cast	Braced Arm Cast	Foot Lower Leg Cast	Full Leg Cast
PLANET SNOOPY™							
Character Carousel	Y	Y	Y	Y	Y	Y	B
Charlie Brown's™ Wind Up		Y	Y	Y		Y	
Flying Ace™ Aerial Chase			Y			Y	
Joe Cool's™ Dodgem School			Y	F		Y	F
Kite Eating Tree			Y	F		Y	
Linus™ Beetle Bugs			Y	Y		Y	F
Linus™ Launcher			Y			Y	
PEANUTS™ 500		Y	Y	F	F	Y	F
PEANUTS™ Off-Road Rally		Y	Y	F	F	Y	F
Race For Your Life Charlie Brown™			Y	Y		Y	F
Sally's™ Sea Plane		Y	Y	F	F	Y	F
Snoopy™ vs. Red Baron™		Y	Y	F	F	Y	F
Snoopy's™ Junction		Y	Y	F	F	Y	F
Snoopy's™ Space Buggies			Y			Y	F
Surf Dog			Y	Y		Y	
The Great Pumpkin™ Coaster			Y			Y	F
Woodstock™ Express			Y			Y	
Woodstock™ Gliders		Y	Y	Y	F	Y	F
Woodstock™ Whirlybirds	Y	Y	Y	F	F	Y	F

SOAK CITY

Aruba Tuba (body slides)							
Aruba Tuba (pool)	Y	Y	Y	Y	Y	Y	Y
Aruba Tuba (tube slide)			A				
Breakers Bay			Y	Z		Z	Z
Castaway Cove (pool)	Y	Y	Y	Y	Y	Y	Y
Castaway Cove (slide)							
Coconut Cove	Y	Y	Y	Y	Y	Y	Y
Lookout Lagoon (pool)	Y	Y	Y	Y	Y	Y	Y
Lookout Lagoon (slides)							
Mondo Monsoon			Y				
Paradise Plunge							
Pineapple Pipeline							
Rendezvous Run							
Splash Landing (slides)							
Splash Landing (structure)	O	Y	Y	Y	Y	Y	Y
Thunder Falls			Y				
Tidal Wave Bay			Y	Z		Z	Z
Tropical Plunge Drop Slide							
Tropical Plunge Tube Slide			Y				
Tropical Twister							
Zoom Flume			Y				

Rider Criteria

Kings Island's Ride Admission Policy is designed to allow our guests to participate in the enjoyment of our parks as much as possible. The policy was developed by analyzing the Neutral Criteria required to safely ride each particular ride. Each ride was evaluated for the criteria necessary for an individual to ride safely. It is our policy to allow anyone to ride who meets all these requirements and is not a hazard to himself or others. We continue to evaluate and update our Ride Admission Policy as necessary.

The evaluation of each ride considered the following ten (10) criteria which may be required to ride a particular ride safely.

1. Ability to exhibit independent seated postural control under the dynamic conditions of the ride.

Explanation: The guest must have the body and spinal control to sit upright without the aid of other people and devices. The guest must also have sufficient muscle control to support their head, neck and upper torso during the course of the ride, including the dynamic motion of the ride. Certain ride units such as carousel horses require the ability to form a saddle posture with the guest's thighs.

Required for ALL rides and attractions with the exception of the Eiffel Tower. Guests may ride the following rides while being accompanied by a supervising companion:

- Boo Blasters on Boo Hill
- Breakers Bay
- Grand Carousel (in a chariot)
- Castaway Cove (pool)
- Character Carousel (in a chariot)
- Coconut Cove
- K.I. & Miami Valley Railroad (in the center of the bench)
- Lookout Lagoon (pool)
- Woodstock™ Whirlybirds
- Splash Landing (structure)
- Splash River
- Tidal Wave Bay

2. Appropriate center of gravity.

Explanation: The guest's body must have the appropriate weight distribution for that ride.

3. Ability to hold on with one functioning arm.

Explanation: A functioning arm is an upper extremity or prosthesis exhibiting good grip control, the ability to brace, and enough strength to allow the guest to maintain the proper riding position throughout the duration of the ride. Any arm prosthesis must remain properly secured under the dynamic forces of the ride. Due to manufacturer requirements, some rides may exclude prosthetics.

4. Ability to hold on with two functioning arms.

Explanation: Ability to hold on with two functioning arms as defined above.

5. Ability to brace self with one functioning leg.

Explanation: Guests must have one functioning leg to be used for bracing the body during the course of the ride. A functioning leg may be a normal leg or prosthesis, which can be used for bracing and maintaining balance when entering and exiting the ride unit. Any leg prosthesis must remain properly secured under the dynamic forces of the ride. Due to manufacturer requirements, some rides may exclude prosthetics.

6. Ability to brace self with two functioning legs.

Explanation: Guests must have two functioning legs to be used for bracing the body during the course of the ride and maintaining balance when entering and exiting a ride unit. A functioning leg may be a normal leg or a prosthesis (see page 7 for Prosthetic Devices) which can be used for bracing.

7. Minimum of two functioning extremities.

Explanation: Guests must have a minimum of two functioning extremities (two legs, two arms, or one arm and one leg) to brace themselves during the ride and assist in entering and exiting the ride unit.

8. Minimum of three functioning extremities.

Explanation: Guests must have a minimum of three functioning extremities (two legs and an arm or two arms and a leg) to brace themselves (with tripod bracing) during the ride.

9. Ability to enter/exit ride within specified parameters without endangering self or others.

Explanation: Guests must be able to enter and exit the ride without jeopardizing themselves or others and to assist with their own evacuation if necessary. This may include special arrangements such as entering through the exit or having someone aid them in boarding. If a guest has to be lifted in and out of a ride unit, this must be accomplished by a supervising companion who is accustomed to doing this. For the safety of our operators and guests, our ride operators are instructed not to perform this function.

10. Appropriate observed behavior: Guest demonstrates appropriate observed behavior indicating a willingness and ability to participate and/or follow rider requirements.

Explanation: Appropriate Observed Behavior may include but not be limited to maintaining proper riding position, attention and compliance to safety instructions, proper use of all ride or safety equipment and a willingness to participate.

In addition to the basic Neutral Criteria defined above, each ride was evaluated relative to specific temporary conditions which may prevent a guest from safely riding a particular ride. Specific conditions evaluated were:

- Cervical collar or neck brace
- Broken collar bone
- Full arm cast
- Braced arm cast
- Full leg cast
- Bilateral abduction leg casts (brace between legs)
- The suitability of safely carrying hand-held infants on each ride was also evaluated.

RIDES

The following descriptions are designed to give you information on the type of actions caused by various rides. If you have been authorized Alternate Access, follow the directions listed under each ride.

Adventure Express



A high speed wood and steel roller coaster with a combination of banked turns and tunnels. A lap bar and seatbelt secures each rider across the thighs and pelvis. This ride may not accommodate guests of a larger size.

Guests must have the ability to exhibit independent seated postural control under the dynamic conditions of the ride with the appropriate center of gravity. Guests must have a minimum of three functioning extremities. Guests with two functioning arms are sufficient instead of three functioning extremities if the guest has a normal center of gravity and the lower extremities are sufficiently strong to maintain proper riding posture under the dynamic conditions of the ride. Amputation must be at the knee or below. Cervical collar or neck brace, broken collar bone, full arm cast, braced arm cast or full leg cast are not permitted to ride. Guests must demonstrate appropriate observed behavior.

Alternate access is available via the exit. Guests must be able to enter/exit the ride within the specified parameters without endangering self or others on their own or with the assistance of a companion. Do not use the ride restraints for entering and exiting as they will shift.

Backlot Stunt Coaster



A steel roller coaster that launches riders to 40 miles per hour. Riders will experience high speeds, weightlessness, rapid movements from side to side, and a tunnel. A lap bar secures each rider across the thighs and pelvis. This ride may not accommodate guests of a larger size. Guests with an amputated leg or leg casts are not permitted to ride.

Guests must have the ability to exhibit independent seated postural control under the dynamic conditions of the ride with the appropriate center of gravity. Guest must have a minimum of three functioning extremities with two functioning legs and one functioning arm. Cervical collar or neck brace, broken collar bone, full arm cast, braced arm cast or full leg cast are not permitted to ride. Guests must demonstrate appropriate observed behavior.

Alternate access is available via the exit. Guests must be able to enter/exit the ride within the specified parameters without endangering self or others on their own or with the assistance of a companion. Do not use the ride restraints for entering and exiting as they will shift.

Weight limit is 300 pounds per seat.

WARNING: This ride utilizes magnetic systems during the ride.

Banshee



The world's longest inverted roller coaster is a high speed ride that will take riders through seven inversions at speeds up to 68 miles per hour. A shoulder harness with a safety belt secures each rider over the shoulders and across the chest. This ride may not accommodate guests of a larger size. Maximum rider height is 6'6".

Guests must have the ability to exhibit independent seated postural control under the dynamic conditions of the ride with the appropriate center of gravity. Guests must have a minimum of three functioning extremities. Guests with two functioning arms are sufficient instead of three functioning extremities if the guest has a normal center of gravity and the lower extremities are sufficiently strong to maintain proper riding posture under the dynamic conditions of the ride. Amputation must be at the knee or below. Alternatively, guests with certain amputations may be able to ride with the use of a separate full body harness provided the guest has remaining leg and arm remnants to be secured by the harness. Due to manufacturer requirements guests with any type of prosthesis will not be permitted to ride. Cervical collar or neck brace, broken collar bone or any type of cast are not permitted to ride. Guests must demonstrate appropriate observed behavior.

Alternate access is available via Wheelchair Lift to the ride platform in the exit. Use the phone at the base of the Wheelchair Lift to request boarding assistance. To facilitate boarding, a transfer device is available upon request. Guest must be able to enter/exit the ride within the specified parameters without endangering self or others on their own or with the assistance of a companion. Do not use the ride restraints for entering and exiting as they may shift.

WARNING: This ride contains strobe lighting.

WARNING: This ride utilizes magnetic systems during the ride.

Beast



A high speed wooden roller coaster with a combination of banked turns and tunnels. A lap bar and seatbelt secures each rider across the thighs and pelvis. This ride may not accommodate guests of a larger size.

Guests must have the ability to exhibit independent seated postural control under the dynamic conditions of the ride with the appropriate center of gravity. Guests must have a minimum of three functioning extremities. Guests with two functioning arms are sufficient instead of three functioning extremities if the guest has a normal center of gravity and the lower extremities are sufficiently strong to maintain proper riding posture under the dynamic conditions of the ride. Amputation must be at the knee or below. Cervical collar or neck brace, broken collar bone, full arm cast, braced arm cast or full leg cast are not permitted to ride. Guests must demonstrate appropriate observed behavior.

Alternate access is available via the exit. To facilitate boarding, a transfer device is available upon request. Guests must be able to enter/exit the ride within the specified parameters without endangering self or others on their own or with the assistance of a companion. Do not use the ride restraints for entering and exiting as they may shift.

WARNING: This ride contains strobe lighting.

WARNING: This ride utilizes magnetic systems during the ride.

Boo Blasters on Boo Hill



Family themed interactive dark ride. Riders enter a moving car that has a door that closes. Riders have a special weapon called a Boo Blaster to zap Boocifer and several other skeletons and ghosts to accumulate points.

Guests must have the ability to exhibit independent seated postural control under the dynamic conditions of the ride and demonstrate appropriate observed behavior or be accompanied by a supervising companion.

Alternate access is available via the exit. Guests must be able to enter/exit the ride within the specified parameters without endangering self or others on their own or with the assistance of a companion on a moving platform. Do not use the car door for entering and exiting as it will shift.

WARNING: This ride contains strobe lighting. Riders will experience theatrical lighting, loud noises, and dark rooms themed to a haunted house.

Congo Falls



This is a water flume ride. You will get wet. To ride, guests must be able to maneuver into a rocking boat and brace for a plunge down a chute, and a splash of water.

Guests must have the ability to exhibit independent seated postural control under the dynamic conditions of the ride with the appropriate center of gravity. Guests must have a minimum of two functioning extremities with one functioning arm and one functioning leg. Cervical collar or neck brace, broken collar bone, full arm cast, braced arm cast or full leg cast are not permitted to ride. Guests must demonstrate appropriate observed behavior.

Alternate access is available via the exit. Guests must be able to enter/exit the ride within the specified parameters without endangering self or others on their own or with the assistance of a companion. Guests will have to take several steps, including stepping down into a wet, unsteady boat while loading.

Delirium



A thrill ride that swings in a pendulum motion while spinning in a clockwise rotation. Riders will experience weightlessness, strong side-to-side movement, and rapidly changing forces and directions. A shoulder harness with safety belt secures each rider over the shoulders and across the chest. This ride may not accommodate guests of a larger size. Maximum rider height is 6'4". Guests with prosthetic legs will not be permitted to ride.

Guests must have the ability to exhibit independent seated postural control under the dynamic conditions of the ride with the appropriate center of gravity. Guests must have a minimum of two functioning extremities with one functioning arm and one functioning leg. Two functioning arms are sufficient instead of one functioning arm and one functioning leg if the guest has a normal center of gravity and lower extremities are sufficiently strong to maintain proper riding posture under the dynamic conditions of the ride. Amputation must be at knee or below. Cervical collar or neck brace, broken collar bone, full arm cast, braced arm cast or full leg cast are not permitted to ride. Guests must demonstrate appropriate observed behavior.

Alternate access is available via the exit. Guests must be able to enter/exit the ride within the specified parameters without endangering self or others on their own or with the assistance of a companion. Do not use the ride restraints for entering and exiting as they may shift.

Diamondback 5



A high speed steel roller coaster with a combination of banked turns and airtime humps. A lap bar and seatbelt secures each rider across the thighs and pelvis. This ride may not accommodate guests of a larger size.

Guests must have the ability to exhibit independent seated postural control under the dynamic conditions of the ride with the appropriate center of gravity. Guests must have a minimum of three functioning extremities. Guests with two functioning arms are sufficient instead of three functioning extremities if the guest has a normal center of gravity and the lower extremities are sufficiently strong to maintain proper riding posture under the dynamic conditions of the ride. Amputation must be below the ankle. Due to manufacturer requirements, a prosthetic leg is not a substitute for a leg amputation. Alternatively, guests with certain amputations may be able to ride with the use of a separate full body harness provided the guest has remaining leg and arm remnants to be secured by the harness. Guests with any type of arm prosthesis should not ride unless they can ensure the device is properly secured and will remain in place during the ride. Guests with any type of foot prosthesis will not be permitted to ride. Please see Ride Supervisor prior to riding. Cervical collar or neck brace, broken collar bone or any type of cast are not permitted to ride. Guests must demonstrate appropriate observed behavior.

Alternate access is available via the ramp to the left of the entrance. Guests must be able to enter/exit the ride within the specified parameters without endangering self or others on their own or with the assistance of a companion. Do not use the ride restraints for entering and exiting as they may shift.

WARNING: This ride contains strobe lighting.

WARNING: This ride utilizes magnetic systems during the ride.

Dodgem 4



A bumper car ride. Riders will experience strong side-to-side movement and rapidly changing forces and directions. The safety strap is worn across the chest and under one arm of the riders at all time.

Drivers must be able to depress the accelerator while seated normally. Guests must have the ability to exhibit independent seated postural control under the dynamic conditions of the ride with the appropriate center of gravity. Guests must have a minimum of three functioning extremities.

Passengers must have the ability to exhibit independent seated postural control under the dynamic conditions of the ride with the appropriate center of gravity. Guests must have a minimum of two functioning extremities with one functioning arm and one functioning leg.

Cervical collar or neck brace, broken collar bone or braced arm cast are not permitted to ride. Guests with a full leg cast must fit appropriately inside the ride unit. Guests must demonstrate appropriate observed behavior or be accompanied by a supervising companion.

Alternate access is available via the lane to the right of the entrance. Guests must be able to enter/exit the ride within the specified parameters without endangering self or others on their own or with the assistance of a companion. Cars may shift when entering and exiting.

Drop Tower 4



A free-fall ride that lifts riders to the top of a structure and drops them. Riders will experience weightlessness and rapidly changing forces. A shoulder harness with safety belt secures each rider over the shoulders and across the chest. This ride may not accommodate guests of a larger size. Maximum rider height is 6'8".

Guests must have the ability to exhibit independent seated postural control under the dynamic conditions of the ride. Guests must have sufficient lower extremities to ensure the ride restraint system adequately restrains him/her. Guests must have a minimum of two functioning extremities with one functioning arm. Two functioning arms are sufficient instead of one functioning arm and one functioning leg if the guest has a normal center of gravity and lower extremities are sufficiently strong to maintain proper riding posture under the dynamic conditions of the ride. Amputations must be at the knee or below. Guests with prosthetic limbs must consult with Guest Services or the Help Center prior to waiting in line or riding. Cervical collar or neck brace, broken collar bone or any type of cast are not permitted to ride. Guests must demonstrate appropriate observed behavior.

Alternate access is available via the exit. Guests must be able to enter/exit the ride within the specified parameters without endangering self or others on their own or with the assistance of a companion. Do not use the ride restraints for entering and exiting as they will shift. Guests may have to navigate several steps to reach the ride unit.

WARNING: Due to strong magnetic fields, guests with pacemakers, hearing aids, medical implants, or other electronic devices are prohibited from riding.

Eiffel Tower 2



An observation tower. Riders take an elevator to reach either the 275' or 265' platform. Hand-held infants must be accompanied by a supervising companion. Guests must demonstrate appropriate observed behavior or be accompanied by a supervising companion.

Alternate access is available via the elevator exit. This attraction is wheelchair accessible. Please see ride operator for assistance into elevator.

WARNING: During night operation this ride contains strobe lighting.

Kings Island and Miami Valley Railroad 1



Authentic steam powered engines. There is a station in Rivertown and Soak City. Riders less than 46" should sit in the center of the bench, not on the outside edge.

Guests must have the ability to exhibit independent seated postural control under the dynamic conditions of the ride and appropriate observed behavior or they must be seated with a supervising companion in the center of the bench.

Alternate access is available via the exit. Wheelchairs can be folded and loaded on the train. A car and ramp are available for those unable to board without leaving their wheelchair.

Monster 3



A circular ride with pods moving clockwise while moving up and down. Riders will experience strong accelerations and side to side movement. A shared lap bar is used to secure the riders. This ride may not accommodate guests of a larger size. No hand-held infants.

Guests must have the ability to exhibit independent seated postural control under the dynamic conditions of the ride. Guests must have a minimum of two functioning extremities with one functioning arm and one functioning leg. Two functioning arms are sufficient instead of one functioning arm and one functioning leg if the guest has a normal center of gravity and lower extremities are sufficiently strong to maintain proper riding posture under the dynamic conditions of the ride. Amputations must be at the knee or below. Cervical collar or neck brace, broken collar bone and braced arm cast are not permitted to ride. Full leg cast must fit appropriately inside the ride unit. Guests must demonstrate appropriate observed behavior or be accompanied by a supervising companion.

Alternate access is available via the exit. Guests will have to take several steps and be able enter/exit the ride within the specified parameters without endangering self or others into elevated vehicles which may shift.

Maximum weight limit is 400 pounds per car.

Mystic Timbers 4



A high speed wooden roller coaster with airtime humps, quick turns, and enclosed tunnels. A lap bar and seatbelt secures each rider across the thighs and pelvis. This ride may not accommodate guests of a larger size.

Guests must have the ability to exhibit independent seated postural control under the dynamic conditions of the ride. Guests must have a minimum of three functioning extremities, including one full functioning leg (excluding prosthesis) and one leg amputated below the knee. Cervical collar or neck brace, broken collar bone, or any type of cast are not permitted. Guests must demonstrate appropriate observed behavior.

Alternate access is available via the exit. A wheelchair lift is available to access the elevated ride platform. Ask an operator for assistance. To facilitate boarding, a transfer device is available upon request. Guests must be able to enter/exit the ride within specified parameters without endangering self or others on their own or with the assistance of a companion. Do not use the ride restraints for entering and exiting as they may shift.

WARNING: This ride contains strobe lighting

WARNING: This ride utilizes magnetic systems during the ride

Racer 4



A high speed racing wooden roller coaster with airtime humps. A lap bar and seatbelt secures each rider across the thighs and pelvis. This ride may not accommodate guests of a larger size.

Guests must have the ability to exhibit independent seated postural control under the dynamic conditions of the ride with the appropriate center of gravity. Guests must have a minimum of three functioning extremities. Guests with two functioning arms are sufficient instead of three functioning extremities if the guest has a normal center of gravity and the lower extremities are sufficiently strong to maintain proper riding posture under the dynamic conditions of the ride. Amputation must be at the knee or below. Cervical collar or neck brace, broken collar bone, full arm cast, braced arm cast or full leg cast are not permitted to ride. Guests must demonstrate appropriate observed behavior.

Alternate access is available via the exit. To facilitate boarding, a transfer device is available upon request. Guests must be able to enter/exit the ride within the specified parameters without endangering self or others on their own or with the assistance of a companion. Do not use the ride restraints for entering and exiting as they may shift.

Scrambler ³



Rotating cars are mounted on counter-rotating arms, which produces strong accelerations and side to side movement, changing force and direction rapidly. A shared lap bar and seatbelt per car is used to secure the riders.

Guests must have the ability to exhibit independent seated postural control under the dynamic conditions of the ride. Guests must have a minimum of two functioning extremities with one functioning arm and one functioning leg. Two functioning arms are sufficient instead of one functioning arm and one functioning leg if the guest has a normal center of gravity and lower extremities are sufficiently strong to maintain proper riding posture under the dynamic conditions of the ride. Amputations must be at the knee or below. Two functioning legs are sufficient instead of one functioning arm and one functioning leg. Cervical collar or neck brace, broken collar bone and braced arm cast are not permitted to ride. Full leg cast must fit appropriately inside the ride unit. Guests must demonstrate appropriate observed behavior.

Alternate access is available via the exit. Guests will have to take several steps and be able to enter/exit the ride within the specified parameters without endangering self or others while entering and exiting elevated vehicles which may shift.

Weight limit is 510 pounds per car.

Shake, Rattle and Roll ³



Circular ride with three arms of gondolas moving counterclockwise against the ride's main clockwise direction. Riders will experience weightlessness, strong accelerations, and side to side movement. A shared lap bar and seatbelt per car is used to secure the riders.

Guests must have the ability to exhibit independent seated postural control under the dynamic conditions of the ride. Guests must have a minimum of two functioning extremities with one functioning arm and one functioning leg. Two functioning arms are sufficient instead of one functioning arm and one functioning leg if the guest has a normal center of gravity and lower extremities are sufficiently strong to maintain proper riding posture under the dynamic conditions of the ride. Amputations must be at the knee or below. Cervical collar or neck brace and braced arm cast are not permitted to ride. Full leg cast must fit appropriately inside the ride unit. Guests must demonstrate appropriate observed behavior.

Alternate access is available via the exit. Guests will have to take several steps and be able to enter/exit the ride within the specified parameters without endangering self or others while entering and exiting elevated vehicles which may shift.

Sling Shot ⁵



A two-person capsule that is attached to steel cables and propels riders into the air. Riders will experience weightlessness, rapid movements from side to side, and rapidly changing forces and directions. A shoulder harness and seatbelt secures each rider over the shoulders and across the chest.

Guests must have the ability to exhibit independent seated postural control under the dynamic conditions of the ride with the appropriate center of gravity. Guests must have a minimum of two functioning extremities with one functioning arm and one functioning leg. Two functioning arms are sufficient if the guest has a normal center of gravity and the lower extremities are sufficiently strong to maintain proper riding posture under the dynamic conditions of the ride. Amputations must be at the knee or below. Cervical collar or neck brace, broken collar bone, full arm cast, braced arm cast or full leg cast are not permitted to ride. Guests must demonstrate appropriate observed behavior.

Alternate access is available via the exit. Guests must be able to enter/exit the ride within the specified parameters without endangering self or others on their own or with the assistance of a companion.

This attraction is a pay-to-ride attraction. Weight minimum is 110 pounds per launch.

The Bat ⁵



A suspended steel roller coaster with a combination of high speed banked turns. Riders will experience weightlessness and rapid movements from side to side. A shoulder harness secures each rider over the shoulders and across the chest. This ride may not accommodate guests of a larger side.

Guests must have the ability to exhibit independent seated postural control under the dynamic conditions of the ride. Guests must have a minimum of two functioning extremities with one functioning arm and one functioning leg. Two functioning arms are sufficient instead of one functioning arm and one functioning leg if the guest is able to form a saddle posture with leg remnants sufficient to brace self-upright in the seat against the shoulder harness. Cervical collar or neck brace, broken collar bone, full arm cast, braced arm cast or full leg cast are not permitted to ride. Guests must demonstrate appropriate observed behavior.

Alternate access is available via the exit. To facilitate boarding, a transfer device is available upon request. Guests must be able to enter/exit the ride within the specified parameters without endangering self or others on their own or with the assistance of a companion. Do not use the ride restraints for entering and exiting as they may shift.

	Ride Rating	Seated Postural Control	Appropriate Center of Gravity	One Functioning Arm	Two Functioning Arms	One Functioning Leg	Two Functioning Legs	Two Functioning Extremities	Three Functioning Extremities	Ability to Enter/Exit Ride Safely	Appropriate Observed Behavior	Cervical Collar or Neck Brace	Broken Collar Bone	Full Arm Cast	Braced Arm Cast	Full Leg Cast	Hand-held Infants	Height Requirement	Maximum Height	Less than 54"	Less than 60"	or accompanied by a supervising companion	Less than 54" or accompanied by child	Less than 60" or accompanied by a child
Adventure Express	5	Y	Y	Y	g	Y		Y	Y	Y	N	N	N	N	N	N	48"							
Backlot Stunt Coaster	5	Y	Y	Y		Y		Y	Y	Y	N	N	N	N	N	N	48"							
Banshee	5	Y		Y	g			Y	Y	Y	N	N	N	N	N	N	52"	78"						
Beast	5	Y	Y	Y	g	Y		Y	Y	Y	N	N	N	N	N	N	48"							
Boo Blasters on Boo Hill	1	*						*	*							*					42"			
Congo Falls	4	Y	Y	Y		Y	Y	Y	Y	N	N	N	N	N	N	N	46"							
Delirium	5	Y	Y	Y	g1	Y	Y	Y	Y	N	N	N	N	N	N	N	52"	76"						
Diamondback	5	Y	Y	Y	g4		Y	Y	Y	N	N	N	N	N	N	N	54"							
Dodgem - Driver	4	Y	Y	Y		Y		Y	Y	*	N	N		N	f	N	48"							
Dodgem - Passenger	4	Y	Y	Y		Y	Y	Y	*	N	N		N	f	N	48"								
Drop Tower	4	Y	e	Y	g1	e	Y	Y	Y	N	N	N	N	N	N	N	48"	80"						
Eiffel Tower	2							*	*							*					46"			
Firehawk	5	Y	Y	Y	g1	Y	Y	Y	Y	N	N	N	N	N	N	N	54"	81"						
Flight of Fear	5	Y	Y	Y		Y	Y	Y	Y	N	N	N	N	N	N	N	54"							
Grand Carousel	1	c1	c1	c1		h		*	c1					c	c1						46"			
Invertigo	5	Y	e	Y	s1	e	Y	Y	Y	N	N	N	N	N	N	N	54"	78"						
K.I. & Miami Valley Railroad	1	b						*	b						b						46"			
Monster	3	Y	Y	Y	g1	Y	Y	Y	*	N	N		N	f	N						46"			
Mystic Timbers	4	Y	Y	Y		E1		Y	Y	Y	N	N	N	N	N	N	48"							
Racer	4	Y	Y	Y	g	Y		Y	Y	Y	N	N	N	N	N	N	48"							
Scrambler	3	Y	Y	Y	g1	Y	L	Y	Y	Y	N	N		N	f	N	36"				48"			
Shake, Rattle and Roll	3	Y	Y	Y	g1	Y	Y	Y	Y	N				N	f	N	42"				54"			
Slingshot	5	Y	Y	Y	g3	Y	Y	Y	Y	N	N	N	N	N	N	N	48"							
The Bat	5	Y		Y	s1	Y	Y	Y	Y	N	N	N	N	N	N	N	48"							
Viking Fury	3	Y	Y	Y	g1	Y	Y	Y	Y	N				N	f	N	40"				48"			
Vortex	5	Y		Y	s1	Y	e	Y	Y	N	N	N	N	N	N	N	48"							
White Water Canyon	4	Y	Y	Y	g	Y		Y	Y	Y	N	N	N	N	f	N	46"							
WindSeeker	4	Y	Y	Y		E1	Y	Y	Y	N	N	f	N	N	N	N	52"							
Xtreme Skyflyer	5	Y	Q		Q	Y		Y	Y	N	N	N	N	N	N	N	48"							
Zephyr	3	Y	Y	Y	g	Y		Y	Y	Y	N			N	N	N	48"							

Planet Snoopy™

	Ride Rating	Seated Postural Control	Appropriate Center of Gravity	One Functioning Arm	Two Functioning Arms	One Functioning Leg	Two Functioning Legs	Two Functioning Extremities	Three Functioning Extremities	Ability to Enter/Exit Ride Safely	Appropriate Observed Behavior	Cervical Collar or Neck Brace	Broken Collar Bone	Full Arm Cast	Braced Arm Cast	Full Leg Cast	Hand-held Infants	Height Requirement	Maximum Height	Less than 54"	Less than 60"	or accompanied by a supervising companion	Less than 54" or accompanied by child	Less than 60" or accompanied by a child
Character Carousel	1	c1	c1	c1		h				*	c1				c	c1						46"		X
Charlie Brown's™ Wind Up	1	Y	Y	Y	g1	Y		Y	Y	N				N	N	N	36"			X				
Flying Ace™ Aerial Chase	4	Y		Y	s1	e		Y	Y	N	N	N	N	N	N	N	44"	78"				54"		
Joe Cool's™ Dodgem School	2	Y		Y		Y		Y	Y	N	N	f	N	f	N					X				
Kite Eating Tree	3	Y		Y		e			Y	Y	N	N	f	N	N	N	36"					46"		
Linus™ Beetle Bugs	2	Y	Y	Y	g1	Y		Y	Y	N	N		N	f	N	N	36"			X				
Linus™ Launcher	3	Y	Y		Y	e		Y	Y	N	N	N	N	N	N	N	42"							
PEANUTS™ 500	1	Y		Y	g1	Y		Y	Y	N		f	f	f	N					X				
PEANUTS™ Off-Road Rally	1	Y		Y		e	L	Y	Y	N		f	f	f	N					X				
Race For Your Life Charlie Brown™	4	Y	Y	Y	s3	Y		Y	Y	N	N		N	f	N	36"						46"		
Sally's™ Sea Plane	2	Y	Y	Y	g1	Y		Y	*	N				f	N							42"		X
Snoopy™ vs. Red Baron	2	Y		Y		Y		Y	Y	N				f	f	N	36"			X				
Snoopy's™ Junction	1	Y		Y	g1	Y		Y	*	*	N			f	f	N						40"		X
Snoopy's™ Space Buggies	2	Y	Y	Y	g1	Y		Y	Y	N	N	N	N	f	N							36"		
Surf Dog	4	Y	Y	Y	g	Y		Y	Y	N	N		N	N	N	N	44"					48"		
The Great Pumpkin™ Coaster	2	Y	Y	Y	g	Y		Y	Y	N	N	N	N	f	N	36"						40"		X
Woodstock™ Express	1	Y	Y	Y	g	Y		Y	Y	N	N	N	N	N	N	N	40"					46"		
Woodstock™ Gliders	3	Y		Y		Y		Y	Y	N			f	f	N	36"						40"		
Woodstock™ Whirlybirds	2	*	*			*			*	Y			f	f	f	N						42"		

- Y** Must have this criteria to ride.
- Q** Proper functioning of flight suit must be maintained.
- N** May not ride if has one of these conditions.
- X** Must meet this requirement.
- *** Accompanied by a supervising companion.
- c** Must ride in a chariot, non-straddle unit or bench.
- c1** Must ride in a chariot and be accompanied by a supervising companion.
- L** Two functioning legs are sufficient instead of one functioning arm and one functioning leg.
- h** Must have ability to straddle the ride unit.
- e** The guest must have sufficient lower extremities to ensure the ride restraint system adequately restrains him/her.
- E1** Guest must have a minimum of one full functioning leg (excluding prosthesis) and one leg amputated below the knee
- b** Must be seated with a supervising companion in the center of the bench.
- f** Cast/Brace must fit appropriately inside the ride unit.
- g** Two functioning arms are sufficient instead of three functioning extremities if the guest has a normal center of gravity and the lower extremities are sufficiently strong to maintain proper riding posture under the dynamic conditions of the ride. Amputation must be at the knee or below.
- g1** Two functioning arms are sufficient instead of one functioning arm and one functioning leg if the guest has a normal center of gravity and lower extremities are sufficiently strong to maintain proper riding posture under the dynamic conditions of the ride. Amputation must be at knee or below.
- g3** Two functioning arms are sufficient if the guest has a normal center of gravity and the lower extremities are sufficiently strong to maintain proper riding posture under the dynamic conditions of the ride. Amputations must be at the knee or below.
- g4** Two functioning extremities are sufficient instead of three functioning extremities if the guest has a normal center of gravity and the lower extremities are sufficiently strong to maintain proper riding posture under the dynamic conditions of the ride. Amputations must be below the ankle.
- s1** Two functioning arms are sufficient instead of one functioning arm and one functioning leg if the guest is able to form a saddle posture with leg remnants sufficient to brace self upright in the seat against the shoulder harness.
- s3** Two functioning arms are sufficient instead of one arm and one functioning leg if the guest is able to form a saddle posture with leg remnants sufficient to brace self upright in the seat.

Viking Fury 3



A ship ride that swings in a pendulum motion. Riders will experience weightlessness and rapidly changing forces and directions. A shared lap bar is used to secure the riders across the thighs. Guests between 40" and 48" must be accompanied by a supervising companion and sit in the center of the bench.

Guests must have the ability to exhibit independent seated postural control under the dynamic conditions of the ride with the appropriate center of gravity. Guests must have a minimum of two functioning extremities with one functioning arm and one functioning leg. Two functioning arms are sufficient instead of one functioning arm and one functioning leg if the guest has a normal center of gravity and lower extremities are sufficiently strong to maintain proper riding posture under the dynamic conditions of the ride. Amputations must be at the knee or below. Cervical collar or neck brace and braced arm cast are not permitted to ride. Full leg cast must fit appropriately inside the ride unit. Guests must demonstrate appropriate observed behavior.

Alternate access is available via the exit. Guests must be able to enter/exit the ride within the specified parameters without endangering self or others on their own or with the assistance of a companion. Do not use the ride restraints for entering and exiting as they may shift.

Vortex 5



A looping roller coaster that turns riders upside down 6 times. Riders will experience high speeds, weightlessness, and rapid movements from side to side. A shoulder harness with safety belt secures each rider over the shoulders and across the chest. This ride may not accommodate guests of a larger size.

Guests must have the ability to exhibit independent seated postural control under the dynamic conditions of the ride. Guests must have sufficient lower extremities to ensure the ride restraint system adequately restrains him/her. Guests must have one functioning arm and one functioning leg. Two functioning arms are sufficient instead of one functioning arm and one functioning leg if the guest is able to form a saddle posture with leg remnants sufficient to brace self-upright in the seat against the shoulder harness. Cervical collar or neck brace, broken collar bone, full arm cast, braced arm cast or full leg cast are not permitted to ride. Guests must demonstrate appropriate observed behavior.

Alternate access is available via the exit. To facilitate boarding, a transfer device is available upon request. Guests must be able to enter/exit the ride within the specified parameters without endangering self or others on their own or with the assistance of a companion. Do not use the ride restraints for entering and exiting as they may shift.

WARNING: This ride contains strobe lighting.

White Water Canyon 4



A water rapids raft ride. You will get soaked. To ride, guests must be able to maneuver into a boat. Riders will experience rapid movements from side to side and waves of water that enter the boat. A shared seatbelt is used to secure the riders across the thighs.

Guests must have the ability to exhibit independent seated postural control under the dynamic conditions of the ride. Guests must have a minimum of three functioning extremities. Guests with two functioning arms are sufficient instead of three functioning extremities if the guest has a normal center of gravity and the lower extremities are sufficiently strong to maintain proper riding posture under the dynamic conditions of the ride. Amputations must be at the knee or below. Cervical collar or neck brace, broken collar bone, full arm cast, or braced arm cast are not permitted. Full leg cast must fit appropriately inside the ride unit. Guests must demonstrate appropriate observed behavior.

Alternate access is available via the exit. Guests will have to take several steps, on their own or with the assistance of a companion, including stepping down into a wet boat while loading.

WindSeeker 4



A chair swing ride with hanging seats suspended from an elevated and rotating tower. Riders will begin rotating in a circular motion as the swings climb the tower. A lap bar with safety belt secures each rider across the thighs and pelvis. This ride may not accommodate guests of a larger size. Guests with prosthetic devices must visit Guest Services prior to waiting in line or riding. Leg amputations are not permitted (except below the knee). Guests with prosthetic limbs must consult with a Ride Supervisor prior to waiting in line or riding.

Guests must have the ability to exhibit independent seated postural control under the dynamic conditions of the ride. Guest must have a minimum of two functioning extremities with one functioning arm and one functioning leg. Guest must have a minimum of one full functioning leg (excluding prosthesis) and one leg amputated below the knee. Cervical collar or neck brace, broken collar bone, full arm cast must fit appropriately inside the ride unit, braced arm cast or full leg cast are not permitted to ride. Guests must demonstrate appropriate observed behavior.

Alternate access is available via the exit. Guests will have to take several steps and be capable of entering/exiting the ride within the specified parameters without endangering self or others into elevated seats that will shift.

Weight limit is 304 pounds per car.

Xtreme Skyflyer



Skycoaster ride that swings in a pendulum motion. Riders will experience weightlessness and rapidly changing forces and directions. Riders are placed in flight suits and tethered to a steel cable.

By reason of the restraint system inherent in the flight suits, it is necessary that the flyers possess two arms sufficient to be contained and restrained by the shoulder pads, and at least one leg sufficient to be contained and restrained by the leg straps. Cervical collar or neck brace, broken collar bone, full arm cast, braced arm cast or full leg cast are not permitted to ride. Guests must demonstrate appropriate observed behavior.

Access is mainstreamed through the ride entrance. Guests will have to take several steps and be capable of standing, bracing, and stabilizing themselves while operators attach and detach the flight cables.

Weight limit is 850 pounds per flight. This attraction is a pay-to-ride attraction.

Zephyr



A chair swing ride with free hanging seats suspended from an elevated, turning, and rotating tower. Riders will begin rotating in a circular motion as the swings climb the tower. A lap bar and safety chain secures each rider across the abdomen and pelvis.

Guests must have the ability to exhibit independent seated postural control under the dynamic conditions of the ride with the appropriate center of gravity. Guests must have a minimum of three functioning extremities. Guests with two functioning arms are sufficient instead of three functioning extremities if the guest has a normal center of gravity and the lower extremities are sufficiently strong to maintain proper riding posture under the dynamic conditions of the ride. Amputation must be at the knee or below. Cervical collar or neck brace, braced arm cast or full leg cast are not permitted to ride. Guests must demonstrate appropriate observed behavior.

Alternate access is available via the exit. Guests will have to take several steps and be able to enter/exit the ride within the specified parameters without endangering self or others into elevated seats that will shift.

Weight limit is 230 pounds per car.

PLANET SNOOPY™

Character Carousel



A carousel with chariot seating available. Hand-held infants must ride in a chariot and be accompanied by a supervising companion.

Guests must have the ability to exhibit independent seated postural control under the dynamic conditions of the ride with the appropriate center of gravity or must ride in a chariot and be accompanied by a supervising companion. Guest with one functioning arm must ride in a chariot and be accompanied by a supervising companion. Guests with one functioning leg must have the ability to straddle the ride unit. Guests with a full leg cast must ride in the chariot, non-straddle unit or bench.

Alternate access is available via the exit. Guests must be able to transfer on their own or with the assistance of a companion. Guests may have to navigate a step to reach the carousel platform.

Charlie Brown's™ Wind Up



This is a slow moving children's chair swing ride. A lap bar and safety belt secures each rider across the abdomen and pelvis.

Guests must have the ability to exhibit independent seated postural control under the dynamic conditions of the ride with the appropriate center of gravity. Guests must have a minimum of two functioning extremities with one functioning arm and one functioning leg. Two functioning arms are sufficient instead of one functioning arm and one functioning leg if the guest has a normal center of gravity and lower extremities are sufficiently strong to maintain proper riding posture under the dynamic conditions of the ride. Amputation must be at knee or below. Cervical collar or neck brace, braced arm cast, and full leg cast are not permitted to ride. Guests must demonstrate appropriate observed behavior.

Alternate access is available via the exit. Guests must be able to enter/exit the ride within the specified parameters without endangering self or others into the seat of the ride unit on their own or with the assistance of a companion. The seats will shift when entering and exiting.

Linus™ Launcher 3



A circular ride where riders are elevated, turned, and slanted while in the prone position. A cage secures riders across the back, shoulders, and pelvis.

Guests must have the ability to exhibit independent seated postural control under the dynamic conditions of the ride with the appropriate center of gravity. Guests must have a minimum of three functioning extremities with two functioning arms. Guests must have sufficient lower extremities to ensure the ride restraint system adequately restrains him/her. Cervical collar or neck brace, broken collar bone, full arm cast, braced arm cast or full leg cast are not permitted to ride. Guests must demonstrate appropriate observed behavior.

Alternate access is available via the exit. Guests must be able to enter/exit the ride within the specified parameters without endangering self or others on their own or with the assistance of a companion. Cars will shift when entering and exiting.

PEANUTS™ 500 1



This is a slow moving themed children's car ride. A seatbelt secures each rider across the thighs and pelvis. No hand held infants.

Guests must have the ability to exhibit independent seated postural control under the dynamic conditions of the ride. Guests must have a minimum of two functioning extremities with one functioning arm and one functioning leg. Two functioning arms are sufficient instead of one functioning arm and one functioning leg if the guest has a normal center of gravity and lower extremities are sufficiently strong to maintain proper riding posture under the dynamic conditions of the ride. Amputations must be at the knee or below. Cervical collar or neck brace are not permitted to ride. Full arm cast, braced arm cast and full leg cast must fit appropriately inside the ride unit. Guests must demonstrate appropriate observed behavior.

Alternate access is available via the exit. Guests must be able to enter/exit the ride within the specified parameters without endangering self or others into the seat of the ride unit on their own or with the assistance of a companion.

PEANUTS™ Off-Road Rally 1



This is a slow moving themed children's circular ride. A seatbelt secures each rider across the thighs and pelvis. No hand held infants.

Guests must have the ability to exhibit independent seated postural control under the dynamic conditions of the ride. Guests must have a minimum of two functioning extremities with one functioning arm. Guests must have sufficient lower extremities to ensure the ride restraint system adequately restrains him/her. Two functioning legs are sufficient instead of one functioning arm and one functioning leg. Cervical collar or neck brace are not permitted to ride. Full arm cast, braced arm cast and full leg cast must fit appropriately inside the ride unit. Guests must demonstrate appropriate observed behavior.

Alternate access is available via the exit. Guests must be able to enter/exit the ride within the specified parameters without endangering self or others into the seat of the ride unit on their own or with the assistance of a companion.

Race For Your Life Charlie Brown™ 4



This is a water flume ride. You will get wet. To ride, guests must be able to maneuver into a rocking boat and brace for a plunge down a chute, and a splash of water.

Guests must have the ability to exhibit independent seated postural control under the dynamic conditions of the ride with the appropriate center of gravity. Guests must have a minimum of two functioning extremities with one functioning arm and one functioning leg. Two functioning arms are sufficient instead of one functioning arm and one functioning leg if the guest is able to form a saddle posture with leg remnants sufficient to brace self-upright in the seat. Cervical collar or neck brace, broken collar bone or braced arm cast are not permitted to ride. Guests with a full leg cast must fit appropriately inside the ride unit. Guests must demonstrate appropriate observed behavior.

Alternate access is available via the exit. Loading area is before the exit stairs. Guests must be able to enter/exit the ride within the specified parameters without endangering self or others while having to take several steps on their own or with the assistance of a companion, including stepping down into a wet, unsteady boat while loading.

Sally's™ Sea Plane 2



This is a themed plane ride. A shared lap bar is used to secure the riders across the thighs and abdomen.

Guests must have the ability to exhibit independent seated postural control under the dynamic conditions of the ride with the appropriate center of gravity. Guests must have a minimum of two functioning extremities with one functioning arm and one functioning leg. Two functioning arms are sufficient instead of one functioning arm and one functioning leg if the guest has a normal center of gravity and lower extremities are sufficiently strong to maintain proper riding posture under the dynamic conditions of the ride. Amputations must be at the knee or below. Cervical collar or neck brace are not permitted. Full leg cast must fit appropriately inside the ride unit. Guests must demonstrate appropriate observed behavior or me accompanied by a supervising companion.

Alternate access is available via the exit. Guests must be able to enter/exit the ride within the specified parameters without endangering self or others into the seat of the ride unit on their own or with the assistance of a companion.

Weight limit is 440 pounds per row.

Snoopy™ vs. Red Baron™ 2



This is a slow moving Bi-Plane ride that goes up and down as the ride rotates around in a circle. A seatbelt secures each rider across the thighs and pelvis.

Guests must have the ability to exhibit independent seated postural control under the dynamic conditions of the ride. Guests must have a minimum of two functioning extremities with one functioning arm and one functioning leg. Guests must have sufficient lower extremities to ensure the ride restraint system adequately restrains him/her. Cervical collar or neck brace are not permitted to ride. Braced arm cast and full leg cast must fit appropriately inside the ride unit. Guests must demonstrate appropriate observed behavior.

Alternate access is available via the exit. Guests must be able to enter/exit the ride within the specified parameters without endangering self or others into the seat of the ride unit on their own or with the assistance of a companion.

Snoopy's™ Junction 1



This is a slow moving miniature train. A seatbelt secures each rider across the thighs and pelvis.

Guests must have the ability to exhibit independent seated postural control under the dynamic conditions of the ride. Guests must have a minimum of two functioning extremities with one functioning arm and one functioning leg. Two functioning arms are sufficient instead of one functioning arm and one functioning leg if the guest has a normal center of gravity and lower extremities are sufficiently strong to maintain proper riding posture under the dynamic conditions of the ride. Amputations must be at the knee or below. Cervical collar or neck brace are not permitted to ride. Braced arm cast and full leg cast must fit appropriately inside the ride unit. Guests must demonstrate appropriate observed behavior or me accompanied by a supervising companion.

Alternate access is available via the exit. Guests must be able to enter/exit the ride within the specified parameters without endangering self or others into the seat of the ride unit on their own or with the assistance of a supervising companion.

Snoopy's™ Space Buggies 2



Space vehicles that jump up and down while rotating around a circular track. A shared seatbelt is used to secure riders across the thighs and pelvis.

Guests must have the ability to exhibit independent seated postural control under the dynamic conditions of the ride with the appropriate center of gravity. Guests must have a minimum of two functioning extremities with one functioning arm and one functioning leg. Two functioning arms are sufficient instead of one functioning arm and one functioning leg if the guest has a normal center of gravity and lower extremities are sufficiently strong to maintain proper riding posture under the dynamic conditions of the ride. Amputations must be at the knee or below. Cervical collar or neck brace, broken collar bone or braced arm cast are not permitted. Full leg cast must fit appropriately inside the ride unit. Guests must demonstrate appropriate observed behavior.

Alternate access is available via the exit. Guests must be able to enter/exit the ride within the specified parameters without endangering self or others into the seat of the ride unit on their own or with the assistance of a companion.

Surf Dog 4



A family thrill ride where a 36 passenger gondola spins as it travels on a track. Riders will experience weightlessness, rapid movements from side to side, and rapidly changing forces and directions. A shared lap bar is used to secure the riders across the thighs and pelvis.

Guests must have the ability to exhibit independent seated postural control under the dynamic conditions of the ride with the appropriate center of gravity. Guests must have a minimum of three functioning extremities. Guests with two functioning arms are sufficient instead of three functioning extremities if the guest has a normal center of gravity and the lower extremities are sufficiently strong to maintain proper riding posture under the dynamic conditions of the ride. Amputation must be at the knee or below. Cervical collar or neck brace, broken collar bone, braced arm cast or full leg cast are not permitted to ride. Guests must demonstrate appropriate observed behavior.

Alternate access is available via the exit. Guests must be able to enter/exit the ride within the specified parameters without endangering self or others into the seat of the ride unit on their own or with the assistance of a companion.

The Great Pumpkin™ Coaster 2



A junior steel roller coaster with airtime humps. A lap bar and seatbelt secures each rider across the thighs and pelvis. This ride may not accommodate guests of a larger size.

Guests must have the ability to exhibit independent seated postural control under the dynamic conditions of the ride with the appropriate center of gravity. Guests must have a minimum of three functioning extremities. Guests with two functioning arms are sufficient instead of three functioning extremities if the guest has a normal center of gravity and the lower extremities are sufficiently strong to maintain proper riding posture under the dynamic conditions of the ride. Amputation must be at the knee or below. Cervical collar or neck brace, broken collar bone, full arm cast or braced arm cast are not permitted to ride. Full leg cast must fit appropriately inside the ride unit. Guests must demonstrate appropriate observed behavior.

Alternate access is available via the exit. Guests must be able to enter/exit the ride within the specified parameters without endangering self or others on their own or with the assistance of a companion.

WARNING: This ride contains strobe lighting

Woodstock™ Express 4



A family wooden roller coaster with airtime humps. A lap bar and seatbelt secures each rider across the thighs and pelvis. This ride may not accommodate guests of a larger size.

Guests must have the ability to exhibit independent seated postural control under the dynamic conditions of the ride with the appropriate center of gravity. Guests must have a minimum of three functioning extremities. Guests with two functioning arms are sufficient instead of three functioning extremities if the guest has a normal center of gravity and the lower extremities are sufficiently strong to maintain proper riding posture under the dynamic conditions of the ride. Amputation must be at the knee or below. Cervical collar or neck brace, broken collar bone, full arm cast, braced arm cast or full leg cast are not permitted to ride. Guests must demonstrate appropriate observed behavior.

Alternate access is available via the exit. To facilitate boarding, a transfer device is available upon request. Guests must be able to enter/exit the ride within the specified parameters without endangering self or others on their own or with the assistance of a companion. Do not use the ride restraints for entering and exiting as they may shift.

WARNING: This ride contains strobe lighting.

Woodstock™ Gliders 3



Guests ride in suspended cars that rotate in a circle. Once the ride's speed increases, riders use a fin on the front of the car to steer the car higher or lower. A shared seatbelt secures each set of riders across the waist.

Guests must have the ability to exhibit independent seated postural control under the dynamic conditions of the ride. Guests must have a minimum of two functioning extremities with one functioning arm and one functioning leg. Cervical collar or neck brace are not permitted to ride. Braced arm cast and full leg cast must fit appropriately inside the ride unit. Guests must demonstrate appropriate observed behavior.

Alternate access is available via the exit gate. Guests must be able to enter/exit the ride within the specified parameters without endangering self or others while taking several steps, on their own or with assistance of a companion, and be capable of elevating themselves up into a suspended car which may shift.

Weight limit is 340lbs per cabin.

Woodstock™ Whirlybirds 2



This is an elevated slow moving themed helicopter ride. A seatbelt secures each rider across the thighs and pelvis. Hand-held infants are not permitted.

Guests must have the ability to exhibit independent seated postural control under the dynamic conditions of the ride with the appropriate center of gravity or be accompanied by a supervising companion. Guests with one functioning leg must be accompanied by a supervising companion. Full arm cast, braced arm cast and full leg cast must fit appropriately inside the ride unit. Guests must demonstrate appropriate observed behavior.

Alternate access is available via the exit. Guests must be able to transfer into the seat of the ride unit on their own or with the assistance of a companion.

Weight limit is 440 pounds per car.

Shows

Make time for Award-Winning Entertainment!

Due to the popularity of our shows and attractions, we suggest that you arrive early. Seating is limited at all of our locations. All shows are wheelchair accessible. Please see an usher for seating accommodations. Show schedules are available at any theatre entrance and Guest Services. Show schedules are subject to change without notice. Please stop by Guest Services for details.

Dinosaurs Alive!

Dinosaurs Alive! at Kings Island features more than 60 life-sized dinosaurs in a 12.5 acre Jurassic forest setting, including 56 animatronic models.

Highlights of Dinosaurs Alive! include the vicious-looking Irritator and its cousins the Baryonyx and the Spinosaurus, the lizard-like Stegosaurus, the meat-eating Tyrannosaurus Rex, the three-horned Triceratops and the flying Pteranodon.

Four of the dinosaurs have interactive consoles which allow guests to guide dinosaur movement so they can see how scientists believe each dinosaur moved its arms, tail, mouth and eyes. There is also an excavation site replica, a kids' paleontological dig site where visitors can uncover prehistoric fossils, and a 1,500 square-foot dinosaur-themed gift shop.

Guests visiting Dinosaurs Alive! trail will experience moderate inclines and declines. The entire trail is wheelchair accessible. Please check with a Dino Guide to inquire about the availability of a motorized cart. At the excavation site, guests must be able to transfer to ground level on their own or with the assistance of a companion. Please ask a Dino Guide for assistance.

The dinosaur park is not included with general park admission or season pass. A separate admission ticket is required for this attraction. Admission is included with Gold and Platinum Passes.

Halloween Haunt

September 22 — October 28






Kings Island Halloween Haunt has extreme haunts that are designed to scare and startle. These attractions and the park in general will have areas of low lighting, loud sound and dense fog. Please adhere to all posted and verbal warnings and directions. Some attractions may require Guests to transfer from their motorized wheelchairs to a non-motorized wheelchair located at the attraction. Strobe lighting may also be in effect at some attractions. Guests with respiratory sensitivities, history of seizures or epilepsy, or sensitivities to loud music and sound effects are advised not to participate in these attractions. Characters inside our Haunt attractions will not touch you; please do not touch them in any manner. Those that do so will be removed from the park without refund. Rowdy behavior and profanity are also cause for removal from the park. For safety reasons, Guests may not wear their own face paint, costumes or masks.

WinterFest

November 24 — December 30

Kings Island's WinterFest Event is filled with delightful holiday cheer for guests of all ages. Many areas of the park will have low lighting, fog, snow machines and strobe styled lighting. Guests with a history of seizures or epilepsy should be aware of flashing and strobe styled lighting that will be present throughout the park. Please see a Guest Services representative for any additional questions.

SOAK CITY

CATEGORY		DESCRIPTION
Low Thrill Rides		This is a low speed, and/or shallow water attraction.
Mild Thrill Rides		This is a low to medium speed attraction, and/or water depth to 48 inches. Some rider control, maneuvering and/or swimming skills required.
Moderate Thrill Rides		This is a medium speed attraction. Height and water depth may vary. Moderate or unexpected forces can be generated during the ride. This attraction may require rider control and/or strong swimming skills. Physical activity may be strenuous.
High Thrill Rides		This is a fast paced ride experience. Riders will encounter changes in speed, direction, elevation, strong water currents, and/or depth of water, some of which is unexpected. This attraction requires rider body control and strong swimming skills.
Aggressive Thrill Rides		This is a high speed and/or deep water attraction with turbulent turns, drops and/or strong water currents with changes in speed, direction, elevation and/or deep water, which may be unexpected. This attraction requires rider body control and strong swimming skills.

Bathing Attire

Appropriate swimwear is required. Thongs or transparent clothing are not permitted. Swim wear is defined as a one or two piece swimsuit. Pants, denim, thongs, or transparent clothing are not permitted. We reserve the right to determine the appropriateness of swimwear. Contact lenses are not recommended.

Suits with metal buttons, buckles, rivets, zippers or sharp objects are not permitted on slides. Guests with glasses should wear a safety strap on the slides.

Life Jackets

Life jackets are required for children who are less than 48" tall in bare feet or those who are inexperienced or non-swimmers. Life jackets are available for all guests needing special consideration. Children who are less than 42" tall must wear life jackets and be accompanied by a supervising companion. These policies will be enforced in the following locations: Breaker's Bay, Tidal Wave Bay and Splash River.

Only Coast Guard approved life jackets are allowed as flotation devices. Life jackets are provided free of charge for guests who require one.

Ongoing Lifeguard Training

In an ongoing effort to provide a safe and enjoyable waterpark experience for our guests, Kings Island routinely utilizes training exercises to improve our lifeguards' skills and vigilance. These exercises will occur during normal operating hours and may consist of the following: submersible water mannequins; the use of video surveillance equipment; internal and external audits, and active/inactive water rescues and/or first aid scenarios.

Swim Diapers

Diaper dependent guests are required to wear swim diapers or a diaper specifically designed for aquatic use.

Water Wheelchair

A water wheelchair is available for guests requiring additional assistance when at Coconut Cove, Splash River (Entry Area), Tidal Wave Bay, and Breakers Bay." The water wheelchair may be used by multiple guests on the same day. While in a wave pool, the water level may not exceed the height of the seat on the chair. During your visit, please speak to a member of our Aquatics Supervisory team to obtain access to the water wheelchair or pool lift and for further accessibility information.

	Ride Rating	Seated Postural Control	Appropriate Center of Gravity	One Functioning Arm	Two Functioning Arms	One Functioning Leg	Two Functioning Legs	Two Functioning Extremities	Three Functioning Extremities	Ability To Enter/Exit Ride Safely	Appropriate Observed Behavior	Cervical Collar or Neck Brace	Broken Collar Bone	Full Arm Cast	Braced Arm Cast	Full Leg Cast	Hand Held Infants	Height Requirement	Maximum Height	Maximum Weight Per Tube/Raft in lbs.	or accompanied by a supervising companion	Life Jacket Requirement	Less than 52" or accompanied by a child
Aruba Tuba (body slides)	2	Y	Y	E2		Y		Y		*	Y	N	N	N	N	N				36"			52"
Aruba Tuba (pool)	2	*								*	*						*						52"
Aruba Tuba (tube slide)	2	Y	Y	Y		Y			Y	Y	Y	N	N	N	N	N				36"			52"
Breakers Bay	4	*					*		Y	*	N	N	Z	N	Z	Z*				42"	48"		
Castaway Cove (pool)	1	*							*	*						*							52"
Castaway Cove (slide)	1	Y					Y		*	*	N	N	N	N	N	N		52"					
Coconut Cove	1	*							*	*						*							52"
Lookout Lagoon (pool)	1	*							*	*						*							52"
Lookout Lagoon (slides)	1	Y	Y	E2		Y	Y		*	Y	N	N	N	N	N	N		52"					
Mondo Monsoon	5	Y	Y	Y		Y		Y	Y	Y	N	N	N	N	N	N	48"		700				
Paradise Plunge	4	Y	Y	Y		Y		Y	Y	Y	N	N	N	N	N	N	48"						
Pineapple Pipeline	3	Y	Y		Y	Y		Y	Y	N	N	N	N	N	N	N	48"						
Pipeline Paradise	5	Y	Y		Y	Y		Y	Y	N	N	N	N	N	N	N	42"						
Rendezvous Run	4	Y	Y		Y	Y		Y	Y	Y	N	N	N	N	N	N	40"						
Splash Landing (slides)	2	Y	Y	E2		Y			Y	Y	N	N	N	N	N	N	36"						
Splash Landing (structure)	2	*							Y	Y	O					O				36"			
Splash River	2	*		*		*			Y	*	N	N		N	N	*				42"	48"		
Thunder Falls	3	Y	Y	Y		Y		Y	Y	Y	N	N	N	N	N	N	40"						48"
Tidal Wave Bay	4	*					*		Y	*	N	N	Z	N	Z	Z*				42"	48"		
Tropical Plunge Body Slides	4	Y	Y		Y	Y			Y	Y	N	N	N	N	N	N	48"		300				
Tropical Plunge Tube Slides	5	Y	Y	Y		Y		Y	Y	Y	N	N	N	N	N	N	48"		300				
Tropical Twister	4	Y	Y		Y	Y			Y	Y	N	N	N	N	N	N	48"						
Zoom Flume	4	Y	Y	Y		Y		Y	Y	Y	N	N	N	N	N	N	40"		1200	48"	42"		

Y Must have this criteria to ride.
N May not ride if has one of these conditions.
E2 Must have sufficient upper extremities to maintain the proper riding position
***** Accompanied by a supervising companion.
O Not permitted to participate on elevated activity area.
Z Participation or water depth may be restricted if necessary.

Aruba Tuba 2



Wading pool up to 24" deep features a two person tube slide, two child body slides, and a gang slide for small children. Riders are required to maintain the proper riding position throughout the entire ride — slide on your back, feet first, arms crossed over your chest, legs straight, and ankles crossed.

Aruba Tuba Pool Guests must have the ability to exhibit seated postural control or be accompanied by a supervising companion. Hand-held infants must be accompanied by a supervising companion. Guests must demonstrate appropriate observed behavior or be accompanied by a supervising companion. Guests must have the ability to enter/exit ride within specified parameters without endangering self or others or be accompanied by a supervising companion.

Aruba Tuba Child Body Slides and Gang Slide Guests must have the ability to exhibit seated postural control and have appropriate center of gravity. Guests must have one sufficient upper extremity to maintain the proper riding position and the ability to brace self with one functioning leg. Guests with a cervical collar, neck brace, broken collar bone, or any type of cast are not permitted to ride. Guests with a prosthetic device should consult with a member of our Aquatics supervisory team prior to riding. Hand-held infants are not permitted to ride. Guests must demonstrate appropriate observed behavior. Guests must have the ability to enter/exit ride within specified parameters without endangering self or others or be accompanied by a supervising companion.

Aruba Tuba 2 Person Tube Slide At this attraction, a supervising companion may accompany up to 1 child. Guests must have the ability to exhibit seated postural control and have appropriate center of gravity. Guests must have the ability to hold on with one functioning arm, brace self with one functioning leg and have a minimum of three functioning extremities. Guests with a cervical collar, neck brace, broken collar bone, full arm cast, braced arm cast, full leg cast, or lower leg cast are not permitted to ride. Guests with a prosthetic device should consult with a member of our Aquatics supervisory team prior to riding. Guests must demonstrate appropriate observed behavior. Guests must have the ability to enter/exit ride within specified parameters without endangering self or others. Riders are required to maintain the proper riding position throughout the entire ride — sit facing forward and hold handles in front of you.

Guests can access the pool through zero depth entry. Access to the slides requires guests to walk up stairs to a 5' tall platform. Guests must carry their tube to the top of the tower.

Breakers Bay 4



Large wave pool up to 6' deep which rotates five minutes of wave action with five minute resting periods. Hand-held infants must be accompanied by a supervising companion and participation or water depth may be restricted if necessary. At this attraction, a supervising companion may accompany up to 2 children.

Guests must have the ability to exhibit seated postural control or be accompanied by a supervising companion. Guests must have a minimum of two functioning extremities or be accompanied by a supervising companion. Guests with a cervical collar, neck brace, broken collar bone, or braced arm cast are not permitted to ride. Participation or water depth may be restricted if necessary for guests with a full arm cast, full leg cast or lower leg cast. Guests must demonstrate appropriate observed behavior or be accompanied by a supervising companion.

Guests can access the pool through zero depth entry. Guests must have the ability to enter/exit ride within specified parameters without endangering self or others.

Castaway Cove 1



Shallow water pool up to 18" deep for small children with a small children's slide.

Castaway Cove Pool Guests must have the ability to exhibit seated postural control or be accompanied by a supervising companion. Hand-held infants must be accompanied by a supervising companion. Guests must demonstrate appropriate observed behavior or be accompanied by a supervising companion.

Castaway Cove Slide Guests must have the ability to exhibit seated postural control. Guests must have a minimum of two functioning extremities. Guests with a cervical collar, neck brace, broken collar bone, or any type of cast are not permitted to ride. Guests with a prosthetic device should consult with a member of our Aquatics supervisory team prior to riding. Hand-held infants are not permitted to ride. Guests must demonstrate appropriate observed behavior. Riders are required to maintain the proper riding position throughout the entire ride — slide on your back, feet first, arms crossed over your chest, legs straight, and ankles crossed.

Guests can access the pool through zero depth entry. Access to the slide requires guests to walk up a few steps. Guests must have the ability to enter/exit ride within specified parameters without endangering self or others or be accompanied by a supervising companion.

Coconut Cove 1



Wading pool up to 3' deep with seating area and waterfall. Hand-held infants must be accompanied by a supervising companion.

Guests must have the ability to exhibit seated postural control or be accompanied by a supervising companion. Guests must demonstrate appropriate observed behavior or be accompanied by a supervising companion.

Guests can access the pool through zero depth entry. Guests must have the ability to enter/exit ride within specified parameters without endangering self or others.

Lookout Lagoon 1



Shallow water pools up to 18" deep for small children with small children's slides.

Lookout Lagoon Pool Guests must have the ability to exhibit seated postural control or be accompanied by a supervising companion. Hand-held infants must be accompanied by a supervising companion. Guests must demonstrate appropriate observed behavior or be accompanied by a supervising companion.

Lookout Lagoon Child Body Slides Guests must have the ability to exhibit seated postural control and have appropriate center of gravity. Guests must have one sufficient upper extremity to maintain the proper riding position and the ability to brace self with one functioning leg. Guests with a cervical collar, neck brace, broken collar bone, or any type of cast are not permitted to ride. Guests with a prosthetic device should consult with a member of our Aquatics supervisory team prior to riding. Hand-held infants are not permitted to ride. Guests must demonstrate appropriate observed behavior. Riders are required to maintain the proper riding position throughout the entire ride — slide on your back, feet first, arms crossed over your chest, legs straight, and ankles crossed.

Guests can access the pool through zero depth entry. Access to the slides requires guests to walk up a few steps. Guests must have the ability to enter/exit ride within specified parameters without endangering self or others or be accompanied by a supervising companion.

Mondo Monsoon



Maximum Weight — 700 lbs per tube.

Two to four person raft ride with an enclosed flume that drops 60 feet into an open funnel. The tube will slide back and forth in the funnel before landing in an 18" catch pool. Riders are required to maintain the proper riding position throughout the entire ride — sit with your feet in the middle of the tube and hold onto handle(s). Guests must hold handle(s) during the entire ride.

Guests must have the ability to exhibit seated postural control and have appropriate center of gravity. Guests must have the ability to hold on with one functioning arm, brace self with one functioning leg and have a minimum of three functioning extremities. Guests with a cervical collar, neck brace, broken collar bone, full arm cast, braced arm cast, full leg cast, or lower leg cast are not permitted to ride. Guests with a prosthetic device should consult with a member of our Aquatics supervisory team prior to riding.

Access to the slide requires guests to walk up stairs to a 60' tall platform. Guests must have the ability to enter/exit ride within specified parameters without endangering self or others.

Paradise Plunge



Four open single rider body slides with banked turns and drops. Slides end in a 42" deep catch pool. Riders are required to maintain the proper riding position throughout the entire ride — slide on your back, feet first, arms crossed over your chest, legs straight, and ankles crossed.

Guests must have the ability to exhibit seated postural control and have appropriate center of gravity. Guests must have the ability to hold on with one functioning arm and brace self with two functioning legs. Guests with a cervical collar, neck brace, broken collar bone, or any type of cast are not permitted to ride. Guests with a prosthetic device should consult with a member of our Aquatics supervisory team prior to riding. Guests must demonstrate appropriate observed behavior.

Access to slides requires guests to walk up stairs to a 42' tall platform. Guests must have the ability to enter/exit ride within specified parameters without endangering self or others.

Pineapple Pipeline



Three fully enclosed translucent body slides. Two slides turn 360 degrees; the middle slide features a vertical drop. Slides end in a 12" deep run out. Riders are required to maintain the proper riding position throughout the entire ride — slide on your back, feet first, arms crossed over your chest, legs straight, and ankles crossed.

Guests must have the ability to exhibit seated postural control and have appropriate center of gravity. Guests must have the ability to hold on with two functioning arms and brace self with two functioning legs. Guests with a cervical collar, neck brace, broken collar bone, or any type of cast are not permitted to ride. Guests with a prosthetic device should consult with a member of our Aquatics supervisory team prior to riding. Guests must demonstrate appropriate observed behavior.

Access to slides requires guests to walk up stairs to a 31' tall platform. Guests must have the ability to enter/exit ride within specified parameters without endangering self or others.

Pipeline Paradise



A wave machine allows guests to surf either a straight or curved wave on a body board. Riders are required to maintain the proper riding position throughout the entire ride — lie down head first, on stomach with torso in contact with the board, OR with at least one knee in contact with the board.

Guests must have the ability to exhibit seated postural control and have appropriate center of gravity. Guests must have the ability to hold on with two functioning arms and brace self with two functioning legs. Guests with a cervical collar, neck brace, broken collar bone, or any type of cast are not permitted to ride. Guests with a prosthetic device should consult with a member of our Aquatics supervisory team prior to riding. Guests must demonstrate appropriate observed behavior.

Access to each section of the attraction requires guests to step up to the entrance flume area and enter head first on the board. Guests must have the ability to enter/exit ride within specified parameters without endangering self or others.

Rendezvous Run 4



Guests slide head first on a mat down four partially enclosed mat racing flumes. Slides turn 360 degrees before descending into a 12" deep runout. Riders are required to maintain the proper riding position throughout the entire ride — lie down head first, on stomach and hold handles.

Guests must have the ability to exhibit seated postural control and have appropriate center of gravity. Guests must have the ability to hold on with two functioning arms and brace self with one functioning leg. Guests with a cervical collar, neck brace, broken collar bone, or any type of cast are not permitted to ride. Guests with a prosthetic device should consult with a member of our Aquatics supervisory team prior to riding. Guests must demonstrate appropriate observed behavior.

Access to slides requires guests to walk up stairs to a 50' tall platform. Guests must have the ability to enter/exit ride within specified parameters without endangering self or others.

Splash Landing 2



Interactive water play structure with various play elements including a giant tipping bucket and three slides. Slides end in an 18" deep runout. Guests must demonstrate appropriate observed behavior.

Splash Landing Play Structure Guests must have the ability to exhibit seated postural control or be accompanied by a supervising companion. Guests with a cervical collar or neck brace are not permitted to participate on elevated activity area. Hand-held infants are not permitted to participate on elevated activity area.

Splash Landing Slides Guests must have the ability to exhibit seated postural control and have appropriate center of gravity. Guests must have one sufficient upper extremity to maintain the proper riding position, the ability to brace self with two functioning legs. Guests with a cervical collar, neck brace, broken collar bone, or any type of cast are not permitted to ride. Guests with a prosthetic device should consult with a member of our Aquatics supervisory team prior to riding. Hand-held infants are not permitted to ride. Riders are required to maintain the proper riding position throughout the entire ride — slide on your back, feet first, arms crossed over your chest, legs straight, and ankles crossed.

Access to various levels of structure and slides requires guests to walk up multiple sets of stairs. Guests must have the ability to enter/exit ride within specified parameters without endangering self or others.

Splash River 2



Guests enter a tube and float along a 30" deep river with various interactive elements. Hand-held infants must be accompanied by a supervising companion.

Guests must have the ability to exhibit seated postural control or be accompanied by a supervising companion. Guests must have the ability to hold on with one functioning arm, or brace self with one functioning leg, or be accompanied by a supervising companion. Guests with a cervical collar, neck brace, broken collar bone, braced arm cast, or full leg cast are not permitted to ride. Guests must demonstrate appropriate observed behavior or be accompanied by a supervising companion. At this attraction, a supervising companion may accompany up to 2 children.

Guests can access the river through zero depth entry. Guests must have the ability to enter/exit ride within specified parameters without endangering self or others.

Thunder Falls 3



Individual tube ride with banked turns and drops ends in a 42" deep catch pool. Riders are required to maintain the proper riding position throughout the entire ride — sit facing forward and hold handle(s) in front of you.

Guests must have the ability to exhibit seated postural control and have appropriate center of gravity. Guests must have the ability to hold on with one functioning arm, brace self with one functioning leg and have a minimum of three functioning extremities. Guests with a cervical collar, neck brace, broken collar bone, full arm cast, braced arm cast, full leg cast, or lower leg cast are not permitted to ride. Guests with a prosthetic device should consult with a member of our Aquatics supervisory team prior to riding. Guests must demonstrate appropriate observed behavior.

Access to slides requires guests to walk up stairs to a 42.5' platform. Guests must have the ability to enter/exit ride within specified parameters without endangering self or others.

Tidal Wave Bay



Large wave pool up to 6' deep which rotates five minutes of wave action with five minute resting periods. Hand-held infants must be accompanied by a supervising companion and participation or water depth may be restricted if necessary. At this attraction, a supervising companion may accompany up to 2 children.

Guests must have the ability to exhibit seated postural control or be accompanied by a supervising companion. Guests must have a minimum of two functioning extremities or be accompanied by a supervising companion. Guests with a cervical collar, neck brace, broken collar bone, or braced arm cast are not permitted to ride. Participation or water depth may be restricted if necessary for guests with a full arm cast, full leg cast, or lower leg cast. Guests must demonstrate appropriate observed behavior or be accompanied by a supervising companion.

Guests can access the pool through zero depth entry. Alternate access via stairs to the right. Guests must have the ability to enter/exit ride within specified parameters without endangering self or others.

Tropical Twister



Two fully enclosed translucent body slides. Slides intertwine and end in a 12" deep runout. Riders are required to maintain the proper riding position throughout the entire ride — slide on your back, feet first, hand behind your head and legs straight.

Guests must have the ability to exhibit seated postural control and have appropriate center of gravity. Guests must have the ability to hold on with two functioning arms and brace self with two functioning legs. Guests with a cervical collar, neck brace, broken collar bone, or any type of cast are not permitted to ride. Guests with a prosthetic device should consult with a member of our Aquatics supervisory team prior to riding. Guests must demonstrate appropriate observed behavior.

Access to slides requires guests to walk stairs to a 43' tall platform. Guests must have the ability to enter/exit ride within specified parameters without endangering self or others.

Tropical Plunge Body Slides



Maximum Weight 300 lbs per person

At the top of the Tropical Plunge slide tower, guests step into one of three chambers and wait anxiously for the floor to drop out from underneath their feet, sending them on a high-speed, almost vertical free fall through a series of loops and s-curves in a translucent flume. Slides end in a 10" deep runout. Guests are required to maintain the proper riding position — arms crossed over their chest, legs crossed at the ankles, and head and back flat against the slide.

Guests must have the ability to exhibit seated postural control and have appropriate center of gravity. Guests must have the ability to hold on with two functioning arms and brace self with two functioning legs. Guests with a cervical collar, neck brace, broken collar bone, or any type of cast are not permitted to ride. Guests with a prosthetic device should consult with a member of our Aquatics supervisory team prior to riding. Guests must demonstrate appropriate observed behavior.

Access to the tower requires guests to walk up several flights of stairs. Guests must have the ability to enter/exit ride within specified parameters without endangering self or others.

Tropical Plunge Tube Slides 1 & 2



Maximum Weight 300 lbs per person

A pair of 337 feet long inner tube water slides at the Tropical Plunge tower that sends guests through a variety of twists, turns, and drops going in and out of darkness before a high speed drop ending in a 42 inch deep pool. Riders are required to maintain the proper riding position — seated in the tube, facing forward, and holding onto the handles.

Guests must have the ability to exhibit seated postural control and have appropriate center of gravity. Guests must have the ability to hold on with one functioning arm, brace self with one functioning leg and have a minimum of three functioning extremities. Guests with a cervical collar, neck brace, broken collar bone, full arm cast, braced arm cast, full leg cast, or lower leg cast are not permitted to ride. Guests with a prosthetic device should consult with a member of our Aquatics supervisory team prior to riding. Guests must demonstrate appropriate observed behavior.

Access to the tower requires guests to walk up several flights of stairs. Guests must have the ability to enter/exit ride within specified parameters without endangering self or others. Guests must carry their tube to the top of the tower.

Tropical Plunge Tube Slide 3



Maximum Weight 300 lbs per person

An enclosed inner tube water slide at the Tropical Plunge tower that sends guests through a series of twists, turns, and four 360-degree spirals across a 449 foot slide ending in a 42 inch deep pool. Riders are required to maintain the proper riding position — seated in the tube, facing forward, and holding onto the handles.

Guests must have the ability to exhibit seated postural control and have appropriate center of gravity. Guests must have the ability to hold on with one functioning arm, brace self with one functioning leg and have a minimum of three functioning extremities. Guests with a cervical collar, neck brace, broken collar bone, full arm cast, braced arm cast, full leg cast, or lower leg cast are not permitted to ride. Guests with a prosthetic device should consult with a member of our Aquatics supervisory team prior to riding. Guests must demonstrate appropriate observed behavior.

Access to the tower requires guests to walk up several flights of stairs. Guests must have the ability to enter/exit ride within specified parameters without endangering self or others. Guests must carry their tube to the top of the tower.

Zoom Flume



Maximum Weight — 1200 lbs per tube

Two to four person family raft ride with banked turns and drops. Slide ends in 24" deep catch pool. Riders are required to maintain the proper riding position throughout the entire ride — sit with your back against the raft and hold onto handle(s).


















Guests must have the ability to exhibit seated postural control and have appropriate center of gravity. Guests must have the ability to hold on with one functioning arm, brace self with one functioning leg and have a minimum of three functioning extremities. Guests with a cervical collar, neck brace, broken collar bone, full arm cast, braced arm cast, full leg cast, or lower leg cast are not permitted to ride. Guests with a prosthetic device should consult with a member of our Aquatics supervisory team prior to riding. Guests must demonstrate appropriate observed behavior.

Access to tower requires guests to walk up 75 stairs. Guests must have the ability to enter/exit ride within specified parameters without endangering self or others.

Ride Rating System

















-  **Low Thrill Ride**
-  **Mild Thrill Ride**
-  **Moderate Thrill Ride**
-  **High Thrill Ride**
-  **Aggressive Thrill Ride**

Rider Height Guide













Minimum Requirement to Ride	Maximum Requirement	Must be Accompanied by a Supervising Companion	Ride	
54"			Diamondback, Flight of Fear	
54"	81"		Firehawk	
54"	78"		Invertigo	
52"	78"		Banshee	
52"			WindSeeker	
52"	76"		Delirium	
48"			Adventure Express, Back Lot Stunt Coaster, Beast, The Bat, Mystic Timbers, Vortex Paid Attractions: Sling Shot, Xtreme Skyflyer	
48"	80"		Drop Tower	
48"			Dodgem, Racer	
48"			Zephyr	
46"			Congo Falls, White Water Canyon	
	less than 46"		Monster	
	less than 46"		Grand Carousel, K.I. & Miami Valley Railroad	
	less than 46"		Boo Blasters on Boo Hill, Eiffel Tower	
42"	42" - 54"		Shake, Rattle & Roll	
40"	40" - 48"		Viking Fury	
36"	36" - 48"		Scrambler	

*Must be accompanied by a child if over this height
A supervising companion is someone who meets all the requirements to ride the ride themselves, is 14 years of age or older, is able to assist the person they are accompanying, and demonstrates appropriate observed behavior

Planet Snoopy™

		44" - 48"	Surf Dog	
44"	76"		Flying Ace™ Aerial Chase	
40"		40" - 46"	Woodstock™ Express	
42"			Linus™ Launcher	
36"		36" - 46"	Kite Eating Tree	
36"	54"		Charlie Brown's™ Wind Up	
36"	54"		Snoopy™ vs. Red Baron™, Linus™ Beetle Bugs	
36"	*60"	36" - 40"	The Great Pumpkin™ Coaster	
36"		36" - 46"	Race For Your Life Charlie Brown™	
	54"		PEANUTS™ 500, PEANUTS™ Off-Road Rally	
	54"		Joe Cool's™ Dodgem School	
	*60"	less than 42"	Sally's™ Sea Plane	
		less than 42"	Woodstock™ Whirlybirds	
	*60"	less than 40"	Snoopy's™ Junction	
	*60"	less than 46"	Character Carousel	
		less than 36"	Snoopy's™ Space Buggies	
36"		36" - 44"	Woodstock™ Gliders	

Soak City (measured without shoes)

48"			Mondo Monsoon	
48"			Tropical Twister Paradise Falls	
48"			Pineapple Pipeline	
42"			Pipeline Paradise	
40"			Rendezvous Run	
40"		40" - 48"	Zoom Flume	
40"			Thunder Falls (under 48" must wear pfd)	
36"			Splash Landing	
36"	*52"	less than 36"	Aruba Tuba	
		less than 42"	Splash River (under 48" must wear pfd)	
		less than 42"	Breakers Bay & Tidal Wave Bay (under 48" must wear pfd)	
	*52"		Lookout Lagoon & Castaway Cove	
			Coconut Cove	